




The National Horseshoe Pitcher's Association



NEWSLINE

VOL. 4 NO. 5

SEPTEMBER / OCTOBER 1992




DISTINGUISH YOURSELF...

VISA® GOLD CARD

Reward yourself with the credit card that gives you the recognition of being a member of the National Horseshoe Pitchers Association. Accepted at 8 million locations worldwide, the NHPA Visa® Gold card is one of the best credit cards available today because it gives you unmatched security, value and an edge in facing financial challenges.

Enjoy the advantages of the NHPA Visa Gold card without risk ... it is issued absolutely free of an annual fee for one full year. The annual fee after the first year is a low \$40 and the competitive Annual Percentage Rate is just 19.8%.* Other distinct features include a line of credit up to \$50,000 and immediate cash availability.



Extensive travel benefits and services provided at no extra cost, include:

- Up to \$1,000,000 Common Carrier Travel Accident Insurance
- Supplemental Auto Rental Collision/Loss Damage Insurance
- Up to \$3,000 Supplemental Lost Checked Luggage Protection
- Emergency Cash & Airline Tickets

MBNA America® is one of the world's leading issuers of credit cards. Committed to servicing our members' needs, MBNA America® offers cardholders 24-hour-year-round Customer Satisfaction, one hour processing for credit line increase requests, a lost card registration service and an emergency replacement card service.

APPLY TODAY!

24 hours a day, 7 days a week

1-800-847-7378, ext 5000

Be sure to use the priority code when calling: **PCCP**.

Certain restrictions apply to these benefits. MBNA America® is a federally registered Service Mark of MBNA America Bank, N.A. The account is issued and administered by MBNA America Bank, N.A. Visa® is a federally registered Service Mark of Visa U.S.A., Inc., used pursuant to license.

Call now to apply, or if you prefer, complete the application below and mail to: MBNA America, P.O. Box 15464, Wilmington, DE 19885-9440.

PRIMARY APPLICANT SECTION (Please print)

Yes! I wish to apply for the NHPA Visa® Gold card with all the benefits described above. Should my application for the Visa Gold card not be approved, this request constitutes my application for the Visa Classic. (Please print)

PCCP
06-663
34-145

NAME AS YOU WOULD LIKE IT TO APPEAR ON CARD

FIRST _____ MIDDLE INITIAL _____ LAST _____

ADDRESS _____

CITY _____ STATE _____ ZIP _____

HOME PHONE () _____ BUS. PHONE () _____

ARE YOU: Renting Own Buying Monthly Payment \$ _____

SOCIAL SECURITY # _____

DATE OF BIRTH _____

PRESENT EMPLOYER _____

NATURE OF BUSINESS _____

POSITION _____

YEARS THERE _____ ANNUAL INCOME \$ _____

OTHER INCOME* \$ _____

SOURCE _____

*(Alimony, child support, or separate maintenance income need not be revealed if you do not wish it considered as a basis of repayment.)

PREVIOUS EMPLOYER _____
(If less than 3 years at current employment.)

PREVIOUS ADDRESS _____
(If at present address less than 3 years.)

MOTHER'S MAIDEN NAME _____
(For use when you request special action taken on your account.)

CURRENT CREDIT CARD ACCOUNTS

MasterCard* Visa* American Express*

I have read this entire application, agree to its terms, and certify the information is correct.

X _____ (Seal)

APPLICANT'S SIGNATURE Date

CO-APPLICANT SECTION (Please print)

Use this section to request extra cards. If you wish an additional card issued to a co-applicant over 18 years of age, complete the information below.

CO-APPLICANT'S NAME AS YOU WOULD LIKE IT TO APPEAR ON CARD

FIRST _____ MIDDLE INITIAL _____ LAST _____

RELATIONSHIP TO APPLICANT _____ SOCIAL SECURITY # _____

EMPLOYER _____ YRS. THERE _____

POSITION _____ ANNUAL SALARY \$ _____

WORK PHONE () _____

OTHER INCOME* \$ _____ *(Alimony, child support, or separate maintenance income need not be revealed if you do not wish it considered as a basis of repayment.)

SOURCE OF OTHER INCOME _____

I have read this entire application and agree to its terms, and understand that I will be jointly and severally liable for all charges on the account.

X _____ (Seal)

CO-APPLICANT'S SIGNATURE Date

I (We) authorize MBNA America® to investigate any facts, or obtain and exchange reports regarding this application or resulting account with credit reporting agencies and others. Upon request I (we) will be informed of each agency's name and address.

†Annual Fees	\$40 Gold; \$20 Classic (Fee waived first year)	Grace Period For Repayment Of Balances For Purchases	At least 25 Days from statement closing date	Transaction Fee For Cash Advances, And Fees For Paying Late or Exceeding The Credit Limit	Transaction Fee For Bank and ATM Cash Advances: 2% of each Cash Advance, \$2 Minimum, \$25 Maximum; Transaction Fee For access check Cash Advances: 1% of each Cash Advance, \$2 Minimum, \$10 Maximum. Late Payment Fee: \$15, Over-the-Credit-Limit Fee: \$15.
Annual Percentage Rate	19.8%	Method of Computing the Balance for Purchases	Average Daily Balance (including new purchases)		

The information about the cost of the card described in this application is accurate as of 1/92. This information may have changed after that date. To find out what may have changed, call 1-800-847-7378, ext. 5000.



NHPA NATIONAL OFFICERS

PRESIDENT: DAVE LOUCKS, 13656 Thoroughbred Loop, Grass Valley, CA 95949 916-477-7060
1ST VICE PRESIDENT: EARL WINSTON, Route 2, LaMonte, MO 65337 816-563-3536
2ND VICE PRESIDENT: BARRY CHAPELLE, 2815 S.E. 68th, Portland, OR 97206 503-775-7876
3RD VICE PRESIDENT: BEVERLY BORN, RR 2, Box 198-A, Shattuck, OK 73858 405-938-2406
4TH VICE PRESIDENT: BONNIE SEIBOLD, 1043 Grayston Ave., Huntington, IN 46750 219-356-3489
5TH VICE PRESIDENT: GARY MINNICK, 2600 E. 7th Ave., #44, Flagstaff, AZ 86004 602-526-8077
SECRETARY/TREASURER: DONNIE ROBERTS, P.O. Box 7927, Columbus, OH 43207-7927 614-444-8510

PROGRAM & COMMITTEE DIRECTORS

GAME RELATED SALES: ED DOMEY, P.O. Box 298, Sutton, MA 01590 508-865-9477
JUNIOR PROMOTION: BOB DUNN, 6417 Georgia Ave. No. Brooklyn Park, MN 55428 612-535-3884
PUBLICITY: BOB CHAMPION, 5505 Valmont #176, Boulder, CO 80301 303-449-8395
HISTORIAN: GARY KLINE, 82 Nimitz, Dayton, OH 45431 513-258-0852
VIDEO SALES: SOL BERMAN, (Nov.-May) PGA National 1 Wycliff Rd., Palm Beach Gardens, FL 33418 407-626-8507. (May-Nov.) Clearbrook 319A Persica Plaza, Cranbury, NJ 08512 609-655-3471
CONSTITUTION & BY-LAWS: 4th VP, BONNIE SEIBOLD
GRIEVANCE: 4th VP, BONNIE SEIBOLD
INSURANCE: 4th VP, BONNIE SEIBOLD
HALL OF FAME: 1st VP, EARL WINSTON
REGIONAL DIRECTORS: 5th VP, GARY MINNICK
RULES: 2nd VP, BARRY CHAPELLE
SANCTIONED CLUB/LEAGUE: 3rd VP, BEVERLY BORN

NHPA NEWSLINE

PUBLISHER / EDITOR: DAVE LOUCKS
TYPESETTING / LAYOUT: KIM ROGERS, KIM ART

PUBLISHER'S POLICY: NHPA *Newsline* is the official magazine of the National Horseshoe Pitchers Association. The contents may not be reproduced in any manner without prior permission of the Editor. Six issues are published annually on a bimonthly basis with an occasional special issue. The annual subscription price is \$12.00 in the United States which includes postage via discounted third-class, commonly called Bulk Rate Mail. Canadian subscriptions are \$20.00. All new subscriptions, renewals, payment and changes of address must be sent directly to: NHPA Secy/Treas. Box 7927, Columbus, OH 43207-7927. Phone (614) 444-8510

Back issues or additional copies of *Newsline*, subject to availability, are \$2.00 each and sent third-class mail. Requests with payment for back issues should be sent directly to the NHPA *Newsline* Publisher: 13656 Thoroughbred Loop, Grass Valley, CA 95949.

ADVERTISING POLICY: The publisher reserves the right to refuse any ad. All ads accepted must be paid for in advance and meet specific format and mechanical requirements. The publication of any ad is not necessarily an endorsement of the advertiser nor the featured product or service. Rate inquiries, ad copy and fee should be sent to: NHPA *Newsline* 13656 Thoroughbred Loop, Grass Valley, CA 95949. Phone (916) 477-7060.

LETTERS POLICY: *Newsline* welcomes communication and articles from the membership. Submissions should be typed, double spaced and include the writer's name, address and phone number. The editor reserves the right to accept or reject any letter or advertising material. All submissions are subject to editing, available space, and must be received by the first day of the month preceding the date of issue.

C O N T E N T S

President's Message4
 1992 World Tournament Champions.....5
 The Junior Window.....7
 Two New Champions *World Tournament Champions*10
 Regional Directors Report *by Gary C. Minnick*12
 Sanctioned Club/League News *by Bev Born*13
 Report of 1992 State and Charter Officers Meeting *by Vicki Winston*14
 1992 Hall of Fame Committee Meeting Report *by Earl Winston*15
 NHPA Gets Tough on Entering Averages *by Dave Loucks*16
 Dedication of Don Titcomb Library *by Stewart M. Snyder*24
 World Tournament Observations *by Barry Chapelle*17
 NHPA Financial Report.....18
WORLD TOURNAMENT RESULTS
 Men's Division.....19
 Intermediate Men's Division55
 Senior Men's Division.....59
 Elder Men's 40 Foot Division64
 Elder Men's 30 Foot Division67
 Junior Boys' Division70
 Women's Division73
 Senior Ladies' Division83
 Junior Girls' Division85
PAID ADVERTISERS
 Imperial "Plus" Horseshoes.....6
 Ted Allen Horseshoes6
 Gordon Horseshoes6
 Francis E. White7
 Horseshoe Pitchers' Companion16
 St. PierreBack Cover

ON OUR COVER

Dennis Reid - 30 Foot Champion



Celeste Polak - Junior Girls Champion

Junior Girls' Division

**Championship Prelims
Top 6 Advanced to Finals
Last 6 Formed Class A**

COMBINED GROUPS G1-- THRU G2--

Pos	Name	ST	W	L	R	SP	%
1.	CELESTE POLAK	TX	5	0	188	250	75.20
2.	ANNIE COTE	QUE	5	0	170	250	68.00
3.	CRYSTAL CURTIS	ALTA	4	1	152	250	60.80
4.	ROBBI HEMPFLING	IN	3	2	134	250	53.60
5.	HEIDI STERNBERG	WI	3	2	131	250	52.40
6.	CHRISTY PARTRIDGE	ONT	2	3	131	250	52.40
7.	JULIE WALTERS	OH	3	2	123	250	49.20
8.	TONYA KUTSCH	ONT	2	3	117	250	46.80
9.	TIFFANY GAGE	MN	1	4	111	250	44.40
10.	HEATHER STERNBERG	WI	0	5	100	250	40.00
11.	BECKY KEMPER	KY	2	3	99	250	39.60
12.	MISSA ROSIVAL	MN	0	5	84	250	33.60

JUNIOR GIRLS DIVISION - CHAMPIONSHIP CLASS 1992 WORLD

1.	CELESTE POLAK	TX	9	1	291	368	79.08
2.	ANNIE COTE	QUE	8	2	292	406	71.92
3.	CRYSTAL CURTIS	ALTA	6	4	252	432	58.33
4.	HEIDI STERNBERG	WI	3	7	285	506	56.32
5.	ROBBI HEMPFLING	IN	3	7	194	394	49.24
6.	CHRISTY PARTRIDGE	ONT	1	9	177	398	44.47

JUNIOR GIRLS DIVISION - CHAMPIONSHIP CLASS 1992 WORLD

1. CELESTE POLAK-TX					2. ANNIE COTE-QUE				
OPPONENT'S NAME	SCORE	R	SP	%	OPPONENT'S NAME	SCORE	R	SP	%
1. CHRISTY PARTRIDGE-ONT	45 / 10	33	42	78.6	1. HEIDI STERNBERG-WI	35 / 42	37	62	59.7
2. HEIDI STERNBERG-WI	43 / 12	25	30	83.3	2. ROBBI HEMPFLING-IN	41 / 22	27	36	71.1
3. CRYSTAL CURTIS-ALTA	40 / 6	35	40	87.5	3. CHRISTY PARTRIDGE-ONT	40 / 4	21	26	80.8
4. ROBBI HEMPFLING-IN	42 / 5	28	34	82.4	4. CRYSTAL CURTIS-ALTA	40 / 9	30	44	68.2
5. ANNIE COTE-QUE	40 / 3	27	34	79.4	5. CELESTE POLAK-TX	3 / 40	15	34	44.1
6. HEIDI STERNBERG-WI	40 / 23	34	44	77.3	6. CRYSTAL CURTIS-ALTA	40 / 1	27	30	90.0
7. CHRISTY PARTRIDGE-ONT	42 / 9	22	28	78.6	7. ROBBI HEMPFLING-IN	42 / 6	30	38	78.9
8. ROBBI HEMPFLING-IN	40 / 7	22	26	84.6	8. HEIDI STERNBERG-WI	43 / 13	46	56	82.1
9. CRYSTAL CURTIS-ALTA	40 / 10	29	38	76.3	9. CHRISTY PARTRIDGE-ONT	40 / 4	19	26	73.1
10. ANNIE COTE-QUE	29 / 40	36	52	69.2	10. CELESTE POLAK-TX	40 / 29	40	52	76.9

WINS- 9 LOSSES- 1 POINTS - 401 291 368 79.1

WINS- 8 LOSSES- 2 POINTS - 364 292 406 71.9

3. CRYSTAL CURTIS-ALTA

OPPONENT'S NAME	SCORE	R	SP	%
1. ROBBI HEMPFLING-IN	40 / 6	16	26	61.5
2. CHRISTY PARTRIDGE-ONT	41 / 15	27	46	58.7
3. CELESTE POLAK-TX	6 / 40	24	40	60.0
4. ANNIE COTE-QUE	9 / 40	21	44	47.7
5. HEIDI STERNBERG-WI	40 / 26	30	50	60.0
6. ANNIE COTE-QUE	1 / 40	14	30	46.7
7. HEIDI STERNBERG-WI	40 / 34	41	68	60.3
8. CHRISTY PARTRIDGE-ONT	43 / 4	25	40	62.5
9. CELESTE POLAK-TX	10 / 40	20	38	52.6
10. ROBBI HEMPFLING-IN	42 / 27	34	50	68.0

WINS- 6 LOSSES- 4 POINTS - 272 252 432 58.3

4. HEIDI STERNBERG-WI

OPPONENT'S NAME	SCORE	R	SP	%
1. ANNIE COTE-QUE	42 / 35	41	62	66.1
2. CELESTE POLAK-TX	12 / 43	15	30	50.0
3. ROBBI HEMPFLING-IN	35 / 41	24	60	40.0
4. CHRISTY PARTRIDGE-ONT	42 / 31	32	56	57.1
5. CRYSTAL CURTIS-ALTA	26 / 40	24	50	48.0
6. CELESTE POLAK-TX	23 / 40	28	44	63.6
7. CRYSTAL CURTIS-ALTA	34 / 40	38	68	55.9
8. ANNIE COTE-QUE	13 / 43	37	56	66.1
9. ROBBI HEMPFLING-IN	12 / 40	16	34	47.1
10. CHRISTY PARTRIDGE-ONT	43 / 24	30	46	65.2

WINS- 3 LOSSES- 7 POINTS - 282 285 506 56.3

1992 World Horseshoe Pitching Champions

OPEN MEN

CLASS	PITCHER	HOMETOWN	STATE	W	L	%
CHAMP	Kevin Cone	Alta	IA	29	2	82.9
Class A	Clarence Bellman	Bremen	IN	5.5	1.5	71.0
Class B	Robert Jones	Buffalo	NY	6	1	61.7
Class C	Coke Bowker	Azle	TX	6	1	65.0
Class D	Robert Hayes	Franklinville	NY	6	2	61.2
Class E	Jack Sorg	San Mateo	CA	6	1	67.8
Class F	Daniel Bloom	Janesville	WI	5.5	1.5	57.1
Class G	Gerald Hammack	Durham	NC	6	2	51.8
Class H	Bill Larson	Minneapolis	MN	6.5	0.5	59.3
Class I	Rick Filush	Wyoming	MI	7	0	51.7
Class J	George Thome	Oxford	OH	6	2	53.7
Class K	Roger Polly	Lorain	OH	6	1	54.6
Class L	George Babeji	Cannonsburg	PA	6	1	49.6
Class M	Rich Knerem	Windham	OH	7	1	49.0
Class N	Les McConnohie	Hemet	CA	6	2	46.8
Class O	James Davenport	Bangor	ME	7	0	49.6
Class P	Fred McNeeley	Lasage	WV	6	1	47.1
Class Q	George West	Honey Creek	IA	6.5	1.5	44.0
Class R	Al Haack	North Branch	MI	6	2	41.9
Class S	David Reynolds	Auburn	NY	7	0	51.0
Class T	Robert Wyn	East Leroy	MI	7	0	47.1
Class U	John Grenon	Holliston	ME	7	0	41.4
Class V	Seneca Ferguson	S. Beloit	IL	6	2	41.5
Class W	Edward Kunkler	Junction City	OH	6	1	42.5
Class X	Mel Booth	W. Terre Haute	IN	7	0	48.5
Class Y	George Murray	Arlington	TX	7	0	48.2
Class Z	Jerry Keck	Osgood	IN	6	1	36.4
Class ZA	Clyde Hardman	Mansfield	OH	6	1	36.4
Class ZB	Richard Reynolds	Stanley	NY	6	1	33.2
Class ZC	Daniel Thompson	Gardiner	ME	6	1	19.6
Class ZD	Robert Simmons	Holton	IN	6	2	19.0

SENIOR MEN

CHAMP	Karl Van Sant	Cayuga	IN	10	1	67.7
Class A	John Kozik	Binghamton	NY	10	1	59.0
Class B	Bill Henn	Bellevue	KY	7.5	3.5	46.3
Class C	John Akers	Ravenswood	WV	9	3	48.1
Class D	Gordon Miller	Mentor	OH	9	2	50.9
Class E	Charles Norris	Coal Valley	IL	10	2	48.1
Class F	Charles Strong	Swanton	OH	9	2	37.9
Class G	James Lemons	Vienna	VA	8.5	2.5	33.1
Class H	Frank Schulte	Wichita	KS	11	0	35.0

INTERMEDIATE MEN

CHAMP	Art Sperber	Bremerton	WA	10	1	69.2
Class A	Jack Edwards	Tucson	AZ	10	1	58.4
Class B	Albert Yednock	Harrisburg	PA	8	3	48.6
Class C	Norman Rousey	Palmer	AK	10	1	56.5
Class D	James Hill	New Paris	OH	10	1	44.5
Class E	Dick Kale	Richwood	OH	9	2	35.9
Class F	Frank Yohn	Princeton	IL	10	2	28.3

ELDER MEN - 40 FOOT

CLASS	PITCHER	HOMETOWN	STATE	W	L	%
CHAMP	Edwin Miller	Marysville	OH	7	3	58.3
Class A	Marvin Reheis	Wichita	KS	9	2	61.5
Class B	Louis Bensinger	Briston	WI	10	0	56.7
Class C	Merle Koepp	Evansport	OH	8	2	43.5
Class D	Frank Hiendlmayr	Westlake	OH	8	2	49.2
Class E	Pete Harris	Naples	FL	9	2	47.5
Class F	Ken Nixon	Niagara Falls	NY	8.5	1.5	37.2
Class G	Arthur Matthews	Ionia	MI	8	2	35.0

ELDER MEN - 30 FOOT

CHAMP	FRANK BOHUN	Erie	PA	9	2	77.4
Class A	Francis Nockerts	Louisville	KY	8	2	65.0
Class B	Dale Henry	Arlington	TX	9	1	64.0
Class C	Fred Lenhart	Belle Center	OH	8	2	48.5
Class D	Wayne Shelinbarger	Topeka	KS	9	1	61.7
Class E	Dennis Reid	Bridgeview	IL	10	2	55.2
Class F	Orval Madden	Santa Maria	CA	8.5	1.5	45.7
Class G	Herman Pirch	Liberty	MO	9	1	44.5
Class H	Milton Vinson	Decatur	GA	10	0	51.0

OPEN WOMEN

CHAMP	SUE SNYDER	Grandview	IN	14	1	84.6
Class A	Lorraine Gerdes	Cozad	NE	4	1	67.0
Class B	Suzan Twyman	Canton	NY	5	0	79.5
Class C	Marlene Cooper	Defiance	OH	5	1	72.0
Class D	Paulette Shreve	Cahokia	IL	5	1	55.4
Class E	Maxine Mann	Fairlea	WV	5	1	53.7
Class F	Sally Grooms	Sparks	NE	5	0	55.0
Class G	Helen Kalb	Worthington	OH	5	1	44.1
Class H	Martha Wood	Shelocta	PA	4	1	31.5
Class I	Virginia Reysack	Riverside	IA	5	1	31.6

SENIOR WOMEN

CHAMP	Marge Spray	Palm Harbor	FL	8	3	62.9
Class A	Evelyn Moore	Lethbridge, Alta	CAN	8	2	54.2
Class B	Betty Branson	Gaston	IN	9	1	50.0
Class C	Betty Strasbourg	Nelson	MO	9	1	31.0

JUNIOR BOYS

CHAMP	Jim Walters	Troy	OH	9	0	89.3
Class A	Chris Harren	Badger	MN	9.5	0.5	70.2
Class B	Tim Hytrek	Mills	WY	11	0	73.4
Class C	Tim Thurber	Pike	NY	9.5	1.5	46.1
Class D	Jim Urie	Mason	MI	11	0	35.0

JUNIOR GIRLS

CHAMP	Celeste Polak	East Bernard	TX	9	1	79.0
Class A	Tiffany Gage	St. Paul	MN	10	0	54.0
Class B	Heather Sternberg	Richfield	WI	10	1	43.1
Class C	Michelle Newton	Ellsworth AFB	SD	10	0	27.0
Class D	Natalie Barris	Luling	LA	10	0	34.5

NEW! NEW! NEW!

IMPERIAL "PLUS"

"A new horseshoe designed for still higher performance"
in addition to the original IMPERIAL

- Wider, Thicker Blades
- Hardened Hooks and Points
- Finger Notch
- Redesigned Arrow Type Points
- High Performance Dead Soft
- One Year Guarantee

USA PRICE LIST PER PAIR

	Plus	Original
1 to 5 pair (postpaid)	\$40	\$43
6 pair and over (frt collected)	\$32	\$35

Clyde Martz

412-733-2031

5056 Northlawn Drive, Murrysville, PA 15668

ORDER DIRECT OR FROM YOUR NHPA REPRESENTATIVE

Letter to the Editor

Dear Dave,


The publicity for the well run and attended 1992 World Tournament wasn't very good in Columbus.

I spent almost 5 days pitching, attending, scoring, judging and not once did I see or read any coverage on TV or the local papers. If a tournament of this magnitude in a large community means anything for the businesses who reap thousands of dollars from the money spent, then surely someone should step forward and provide coverage. The TV and papers should show some respect for the great benefit to the community.

The Whetstone club deserved some coverage for their great effort that brought much pleasure and excitement to those who participated and were able to attend. Too bad the local TV and papers couldn't have done better. Hope we see more at future sights.

Sincerely,

Cal Cordes, Arizona



Ted Allen Horseshoes

Since 1938

Get the Allen Advantage

Designed and pitched by the
Ten Time World Champion

Available: Dead Soft, Medium Soft, Medium Hard
in various weights and colors

Most orders shipped within 48 hours.

Two Year Limited Warranty.

\$53.50 per pair (we pay normal shipping
within the 48 contiguous states)


Volume Discounts beginning at 6 pair.

Write or call:

TED ALLEN HORSESHOES, INC.

1045 Linden Ave., Boulder, CO 80304

(303) 442-1436



G GORDON HORSESHOES

**To purchase shoes, contact
NHPA Game Related Sales.**

Gordon Horseshoes c/o Queen City Forging
233 Tennyson St., Cincinnati, Ohio 45226

THE JUNIOR WINDOW

1992 World Tournament A History Making Event



The Junior participants did more than just participate, they claimed World Championships in record setting fashion. While the champions were setting new records, the other Junior pitchers, in all classes, were establishing new standards of performance.

In 1991, Michael Newton (SD) was Boys Class A champion with a 50% average, and that was the only 50% average in the class. This year Chris Harren (MN) lead Class A with a 70.25% average and all but one pitcher in the class exceeded 50%. In 1991, Jared Luoma (OH) was Boys Class B champion with a 22.27% average, and only one pitcher hit 30%. This year's Class B was won by Tim Hytrek (WY) with 73.4%, three others exceeded 50% and all exceeded 30%.

The Junior Girls also joined in the show of accomplishments. The 1992 Class B champion is Heather Sternberg (WI) with a 43.1% average. Two other girls exceeded 30%. In 1991, the class was won by Penny Steinke (WI) at 25% and no pitchers exceeded that mark. This year's Class A was won by Tiffany Gage (MN) at 54% while only one in the class failed to exceed 40%. In comparison, the 1991 Class A was lead by Pam Steinke (WI) and the only pitcher exceeding 40%.

The Championship classes provided a spectacular display of skills and record making performances. First, Celeste Polak (TX) successfully defended her Junior Girls title in winning her third straight World Championship, and established a new Junior Girls tournament record of 79.08%. A defeat by Ann Cote (Quebec) in the final game was the champion's only loss and ended a string of 30 consecutive wins (over the past 3 years).

The Junior Boys Championship Class was also extraordinary. Jim Walters (OH) set an all-time tournament record of 89.3% ringers in winning his fourth straight Junior Boys World Championship. His four year record is now at 53 wins and 0 losses. His record setting performance was not without challenge. Runner-up Vorn Ven (KS) averaged 81.% and third finalist Lenwood Conner (VA) averaged 80.3%. The competition is best described by mentioning that John Walters' (OH) 75.3% average earned one win and a 10th place finish.

It was very satisfying to witness this improvement of competition and to sense that through continued Junior promotion, encouraging youth to be in our sport and to work with them to develop pitching skills, it will only get bigger and better.

The tournament concluded with the delegate convention on Sunday. There were a number of Junior member issues introduced:

1. Junior membership fees will be increased to \$5.00 for 1993. This was proposed as part of the published revision to the bylaws and was approved without opposition.

2. A motion was made to allow Junior eligibility for events as long as the member was 17 years old at the time of the event. This issue pertained to members whose birthdays fall in the later months of the calendar year. This issue was strongly supported by families of Junior members and Junior Program Directors. However the motion failed to receive a second or come to a vote.

3. Junior member qualifying for World Tournaments is now defined in the bylaws. A Junior member is required to have at least one NHPA sanc-

tioned tournament or NHPA sanctioned league average. If more events have been pitched the top three averages are to be used.

4. As part of the Junior Promotion report, a plea was made for the 12 remaining charters to appoint Junior Program Directors. Forty eight charters now have JPDs in place.

SANCTIONED LEAGUE DIRECTORS

remember that Junior members with a grade average of B or higher are eligible for Scholar Pitcher Patches and certificates. The member must be 12 years or older. There is a separate entry form and a copy of the student's final report card should accompany the Scholar Pitcher entry form.

CHECK OR MONEY ORDER
MUST ACCOMPANY ALL ORDERS
ALL PRICES INCLUDE DELIVERY
CONTINENTAL U.S. ONLY



DIAMOND TOURNAMENT DS

1 PAIR \$27.
2 PAIRS \$53.
4 PAIRS \$103.
6 PAIRS \$139.

GORDON PAIR \$33.

DS. med. hard 2 PAIRS \$65.

GORDON GOLD

HORSESHOES PAIR \$40.

2 PAIRS \$75.






AMERICAN HORSESHOES 2 PR. \$39.
SUPER RINGER SET 2 PR. \$29.

FRANCIS E. WHITE

714 Nevada Drive, Erie, PA 16505

Phone 814-455-2685




PA RES. ADD 6% TAX



World Tournament Scenes

*Prefab portable courts and platforms are assembled.
Kevin Cone accepting traveling trophy from Leo McGrath.*

*NHPA Publicity Director Bob Champion and Assistant Ed Quigley
1991 Champ Tari Powell with 1992 Champ Sue Snyder*



*Clockwise from top left:
Hall of Fame Inductees Opal Reno, Glen Portt,
Harold Craig, Marines Tamboer with wife.
Presidential Achievement Award Winners
Charles and Jean Myers
Achievement winner Art Felgenhauer*



TWO NEW CHAMPIONS

*Two first-time pitching champions,
Kevin Cone from Alta, Iowa and
Sue Snyder from Grandview, Indiana,
battled their way to the 1992
men's and women's championships in the
74th Annual World Horseshoe Tournament
on the 43-court indoor facility at the
Ohio State Fairgrounds in Columbus.*

MEN

Cone finished two games in front of former World Champion Jim Knisley from Bremen, Ohio, and four ahead of defending champion Walter Ray Williams, Jr. from Stockton, California. 1989 Champion Alan Francis from Blythedale, Missouri was fourth and John Bogardus from Ft. Edward, New York was fifth.

The cool, calm and collected Iowa native closed with a 29-2 record in the 32-man championship flight and his 82.9% was a new high for him since his first World competition in 1984.

"I went into this tournament thinking I had a shot at the title, Cone said. It's a good feeling once you get there."

Kevin breezed to 12 straight victories before steady John Kapnis from Salem, Massachusetts, who manages to beat some of the top pitchers in every World tournament, put forth an 87.8% effort with 72 ringers in 82 shoes, to double the score on the eventual champion, 42-21. A few anxious moments followed in the next game when Maine's Brian Simmons pushed Cone before losing, 42-34.

Cone coasted for several games until Williams jumped to a 15-0 lead before the new title holder started to find the range and come back to win, 40-35. Williams was seeking to get back in the battle after losing four of his first seven games opening night. He recovered to win all but two more, one to Cone and one to Knisley. Jim won the final game over Cone after the 1992 champion had secured the title.

Cone is the third champion from Iowa. Frank Lundin copped the crown in 1922 with a 14-1 record and Putt Mossman was the 1924 and 25 champion, losing only two games in those two years of competition.

Since 1910 there have been 74 men's championships. Colorado's Ted Allen leads in total wins with ten. Fernando Isais from California has eight, Frank Jackson boasts seven, followed by Elmer Hohl six, Williams five, Charlie Davis four, and three each for Danny Kuchcinski, Jim Knisley, Curt Day and Dale Lipovsky. That's a total of 52 titles distributed to ten men.

Both Francis and Knisley came back to the top five this year after disappointing performances last year.

WOMEN

Snyder, the Indiana housewife, who trains on Gatorade, fronted two Canadians in her quest for the Women's title. The battle for the 1992 crown was wide open this year since defending champion Tari Powell from Ross-ville, IL could not compete due to an injury.

Snyder, who finished second to Powell last year, tossed the tournament high 84.61

ringer percentage to win \$2800. She threw three games over 90%, including one of 97.5.

"This year I wasn't affected by nerves. It was hard focusing on the stake in the last game with everyone watching. I thought I had to win since I wasn't sure I could win in case of a playoff," Snyder related.

Sue entered the final five games with a one-game lead over Canada's Sandy McLachlin. McLachlin had won their head-to-head game earlier, 41-29, in the 10th game. Sandy swept her five the final day, but could only watch as Snyder did the same to clinch her first title in six tries. McLachlin closed with a 13-2 record and 80.38%. Canada's Sylvianne Moisan was third, 12-3 and 81.09%.

"I really can't believe it," Snyder cheerfully said, holding back the tears and sipping her Gatorade. "I'm so happy. It's just great."

Since 1920 the women have competed in 61 tournaments and have crowned 22 champions. The leader, of course is Vicki Winston from Missouri with 10, followed by Mrs. C.A. Lanham, Illinois 6; Phyllis Negaard, Minnesota 5; Mayme Francisco, Ohio 5; Ruth Hangen, New York 4; and three each for Powell and Sue Gillespie.

BOYS

They say it will only be a matter of time before Jim Walters of Troy, Ohio will break the record of four-straight titles set in 1961-64 by Gary Roberts from Ohio and tied by Missouri's Alan Francis in 1982-85.

Walters is 15 and has two more chances to win his fifth World title. However, in Columbus, the junior phenom established a new World Tournament record of 89.3%, besting the 89.2 mark set by Walter Williams in 1972. Jim closed with an 11-0 record and remains undefeated, posting like records in his first three tournaments. You can't get any better than that.

The key game this year came in the final contest when second place finisher last year, Vorn Ven of Kansas battled Walters 108 shoes only to lose, 41-33, before a dedicated and amazed crowd. A victory for Ven would have forced a playoff between these two fine pitchers.

GIRLS

Polak continues to dazzle. Records are made to be broken and Celeste

Polak of East Bernard, Texas added four more, while winning her third straight Junior Girls championship this year.

Celeste won the title with a 9-1 won-lost figure, while completing the tournament with a record 79.08%, hitting the single game high of 88%. She had a record 20 straight ringers in one game and 32 over a two game stretch.

Annie Cote, from Canada, handed the 1992 champion her only loss in the final game of the 10-person class, 40-29, and closed with an 8-2 mark, one game behind the winner.

Celeste has one more year of competition in the junior division and a chance to tie Debby Bestul from Eau Claire, Wisconsin with 4 straight titles. Debby won back in 1984 and 1985, lost to Sandy McLachlin in 1986 and came back to win the next two years.

INTERMEDIATE

Publicity committee member Art Sperber from Bremerton, Washington had some good news for the local paper when he arrived home from the World Tournament.

Amiable Art went 10-1 with a 69.24 percentage to win the 1992 Intermediate title, one game in front of 1990 Champion Len Lipovsky from Bloomington, Minnesota. Len was the only pitcher to beat Sperber in their 11-game round robin play.

After the loss to Lipovsky in the fifth game, Sperber rang up six impressive victories to win his first World title. Ed Arionus, from Texas, did not defend his title this year.

It could be that Art won his first Intermediate title in what may have been the last year this division is played. The delegates in convention, which included Sperber, voted to discontinue the Intermediate Division.

SENIOR MEN

Two former Senior title holders were in the finals at Columbus, but Indiana's Karl Van Sant topped the field with a 10-1 record, two games in front of former champion Lawrence Miller from Ohio, and Glen "Red" Henton from Iowa. Van Sant was the top percentage pitcher in the 12-man lineup as six topped the 60% mark. He closed with 67.64.

Former Senior Champion Raymond Hill fell to the lower half of the pack with a 4-7 mark. Hill won the title in 1987 and 1989, the first with an 11-0, 76.6 and 11-1 in a playoff with 67.5.

70+ 40 FOOT

Hitting the cover of the NHPA *Newsline* might have had the same jinx as other sports figures on the cover of *Sports Illustrated*. It happened to Spud Napier of Seal Beach, California, who graced the cover of the July-August issue, but only finished second in Class A at Columbus. Napier had won three straight titles with a perfect record of 15-0.

Marysville, Ohio's Edwin Miller captured the 1992 championship in the Senior 40 foot class with a 7-3 record, one game in front of Francis White of Pennsylvania and Alden Allbaugh from Kansas.

Spud finished with the highest percentage figure for the two classes (64.09), but they still payoff on games won and lost.

Like Sperber and the Intermediates, Miller won his title in the last year of play for the division. The convention delegates voted to make the Elders a 30' division only.

70+30 FOOT

Frank Bohun from Erie, Pennsylvania captured the Elder's 30 foot class with a 9-1 mark and record 77.49 ringer percentage, beating the mark of 75.6 set by Henry Hostettler from Williamsfield, Ohio in 1990.

Dale Henry of Texas was second and Hostettler finished third.

Russell Lubuzzetta from Sarasota, Florida, who won the Class A title in 1990 and the championship in 1991, failed to qualify for the top class and finished third in Class A this year.

SENIOR WOMEN

The invincible Marge Spray from New Port Richey, Florida, continued her championship ways in winning her third straight senior women's title, but for the first time she was pushed to the end.

Spray, who was 10-1 in 1990 and 5-0 last year closed with an 8-3 mark, one game in front of Carrie Carpenter from South Glens Falls, New York, in the close-knit finals. Helen Eakins from Wilmington, Ohio was third with a 6-4 record.

Marge closed with a 62.94 ringer percentage, a little lower than her record performance 65.7 at Biloxi.

1992 Annual Regional Director's Meeting

by Gary Minnick
COLUMBUS, OHIO

At 2:00 p.m., July 21, the meeting was opened. People running for office were given the opportunity to speak to the assembly. Barry Chappelle spoke and nobody had any questions. Donnie Roberts and Esther Williams both spoke and nobody had any questions, except for Donnie's age.

Donnie was then asked a variety of questions, which I stopped because it didn't pertain to his running for office. Bonnie Seibold didn't appear because of the World Tournament work schedule.

I asked that Regional Directors submit the proper reports and on time to me. We then covered the RD Compensation and 100% approved to accept the schedule that was voted on and adopted in the Bylaws at the

Convention meeting on July 26, 1992. I then asked that they mail me a copy of the register they use for tournament sanctioning. RDs are to look at the tournament results before they go to *Newsline* for publication. We went over their responsibilities in the guidelines.

In January 1993, I will strive to have available, for *Newsline* publication, the new Guidelines for Regional and Assistant Regional Directors. It will cover all changes that were approved by the NHPA council, from this meeting.

There was much discussion about the NHPA Stat Center. Also much more discussion on the current sanctioning requirements was accomplished and good ideas were presented. I have a request from the NHPA president to re-look over the

NHPA requirements, and will do so in the near future.

Another discussion was brought up on the sanctioning of portable courts and I asked them to send me a letter on it, then I will send to council for their interpretation. It was also decided that 1993 would go back on all tournament patches. Donnie then requested a few minutes to discuss the NHPA Expense Forms with the RDs.

Donnie then discussed the program that was developed for him by the Eastern NE person to take care of all the forms that a charter needs each year and if the RD wants this, send him a 5¼" floppy disk and he will copy and send it back.

There being no further business, I presented the RD of the Year Award. Meeting adjourned.

Want A World Tournament Videotape?

1992
NHPA
World
Tournament

SATISFACTION GUARANTEED

- Lots of exciting pitching action!
- Crisp, clear audio
- High quality video
- VISA/Mastercard accepted

Each complete tape of the
entire World Tournament
is only:

\$22.95

(\$19.95 per tape plus \$3.00 shipping and handling
MN residents add \$1.30 sales tax)

Great Gift Idea!

YES! Please send me ____ copy(ies) of the
NHPA World Tournament videotape.
I have enclosed \$22.95 for each copy ordered.

NAME _____

ADDRESS _____

CITY/STATE/ZIP _____

PHONE _____

VISA/MC # _____ Exp. _____

MAIL TO:

Video Chronicles, Inc.

P.O. Box 290185, Brooklyn Center, MN 55429

Please allow 12 weeks after the tournament for delivery.

ALSO AVAILABLE FOR \$22.95 (MN residents \$24.95)

____ 1989 World Tournament ____ 1991 World Tournament

____ 1990 World Tournament ____ 1990 Las Vegas Open

Sanctioned Club/League News

by Bev Born

I'M BACK! Did you miss my article in the last issue? I apologize, just could not think of anything of interest to write about. It's the first issue I have missed since becoming National Director in December of 1987 and I really felt guilty about it.

Once again, do wish that some or all of you directors would send me little tid-bits about your club, league's activities or anything you do that might be helpful or interesting to others. This could also help to make these articles better reading for everyone.

Considering all the problems, most of which were beyond anyone's control, the very tight schedule of the first week, causing delays and some very late hours, all in all I would say Columbus' World went well.

Think we should all say THANK YOU to Charlie and Jean Meyers and the Whetstone club for all of their time and hard work put into preparing for this large event, against some rough odds and added expense of the nice pitching platforms. They still managed to get it all together for us.

I wish to extend my sincere congratulations to all of the World and Class Champions and to Donnie, Barry and Bonnie on their reelections. It is good to know there is faith in our incumbent officers and appreciation for all of their long hours of work and their dedication to the NHPA and its membership.

Still, do want those that ran for any of these offices, to know that they also are appreciated. Am sure we all hope their interest and contributions to our sport will continue. It does take the efforts of all our membership to make it all work and have an Association we can all be proud of.

The CL/LG meeting, being relaxed and informal, was a pleasant break for me. It was nice of all those who took from their busy schedules to attend. I thank you all for this and for the round of applause at the closing. You made me feel SOOOOO good!

Due to the informality, I did not

take notes, therefore I will just cover some of the things we discussed from memory.

One was the effect of the full NHPA requirement for sanctioning. Seems that although it caused a loss of some members, most clubs had also gotten new ones. Ways were shared on how to allow non-NHPA people to pitch, while continuing to inform them of the benefits of becoming NHPA and the pride one can have from supporting this great sport on local, state and national levels.

None of us ever want to discourage a potential new member, but we should all have only one goal in mind for all pitchers. That is for them to become full NHPA for the growth and betterment of our organization. It may seem harsh to some, but I believe the general consensus is that any pitcher that is not dedicated enough or does not receive enough personal enjoyment from pitching to desire to support it all the way, really has no place and would not be an asset to us.

A Most Improved award for Top Ten honorees was presented for consideration. This would be different from, and in addition to, the ones now already available for regular league play. The general feeling seemed to lean towards this being a special recognition made by the clubs themselves and not added to the NHPA awards or National Directors' work load. This was left for those present to think about and then send in their views.

I presented a drawing of a proposed new patch for our regular league Most Improved awards. A patch would be generic, with no male, female difference, making them easier for clubs to order. There would be some savings in production cost and be easier and less costly to mail.

There are so many that never wear the bolo tie, necklace or even the old belt buckles, where many might sew the patch on their shirts or jackets.

The patch will be year dated and be available for 1993. If the supply of the ones now in use should run out before the end of 1992, a few patches dated 92 will be ordered along with the ones for 92, to finish out the year. If this happens, your winner of this award may receive their patch a little later than the other awards due to the fact that it is more cost efficient to order all at once, when possible.

A new Final Stat form has also been designed and printed. It now contains all of the information which will be needed for the National Stat center and your State Secretary or Statistician. Complete instructions for completing the form are on the back side of it and if followed should make the transition very easy, if good league records are now being kept.

If a pitchers' league average is one of their three highest sanctioned events or is one of the three needed (soon to be four for World) for any event entry of the stats on the new form will be needed and a copy of it must be sent to whomever your State uses to verify stats, who in turn must send a copy to the National Stat Center. This form, now requiring current NHPA card numbers, total shoes pitched and total ringers pitched, in addition to the stats it has always asked for, will still be used by this office for High Game Percent patches and for Top Ten form verification.

Both the new patch and the new stat form will be inserted in the Red Book when another printing is done.

Again, I express my gratitude to all who supported the various meetings, to all delegates in convention who seemed to have studied the new Bylaws revision and conducted themselves in a very pleasant, business-like way. To our president and parliamentarians for a well managed convention and to each and ever one of you who pitched, worked or contributed in any way, to your 1992 World Tournament.

Your Friend for Horseshoes!

Report of 1992 State and Charter Officers Meeting

The 1992 NHPA State and Charter Officers Meeting was called to order at 10:00 a.m. on Tuesday, July 21 in Columbus, Ohio. The registration sheet shows officers from 20 Charters, plus a few observers, in attendance at the meeting.

The Chairman asked for a show of hands of those present who would be acting as spokespersons or delegates at the NHPA Convention. There was enough response that the Chairman deemed it permissible to allow questions and discussion concerning the proposed revision of the NHPA Bylaws. The NHPA president, Dave Loucks, was present to field the questions for this part of the meeting. The chairman felt that allowing this discussion might help to alleviate some discussion in Convention.

The chairman then asked if there were candidates present who were running for NHPA office. Esther Williams and Donnie Roberts, candidates for Secretary/Treasurer, each made a few remarks. Barry Chapelle, candidate for 2nd Vice President, was also introduced.

The chairman then asked for questions from the audience. It was asked what the various tournament directors do about awarding prizes in case of a rain-out. One popular answer was the prizes were awarded if half the scheduled games in a class have been completed.

Someone wanted to know what happened to the Virginia Beach World Tournament bid. It was explained that their bid was for 1993 and Spearfish, SD won out. Donnie Roberts then told us that originally there were two bids for 1994, but Little Rock, Arkansas dropped out and hopes to come back with a bid for an indoor facility in 1995. That left Syracuse, NY as the only bidder for 1994.

The Complimentary Card program was mentioned and it appeared that many Charters are not aware of it. A club may use a Complimentary Card, which is prepared and issued by the charter secretary. It is one of the

regular membership cards, and by using the 14 lines on the back, a club may allow 14 different non-members to participate in sanctioned tournaments during one year. The player's name is placed on the back of the card and they are not to be allowed this privilege again—anytime or anyplace. It is a once-in-a-lifetime privilege, the idea being that once they try it, they will want to join the association and continue entering sanctioned events in the future. A club is limited to one card, or 14 guests per year.

There was a comment that World Tournament entry blanks are available too soon and entries start arriving at the NHPA office in January. Many feel a time frame should be established for the mailing of World Tournament entries. Donnie Roberts said this is under consideration for 1993.

Another suggestion from the audience was that only one charter officer should be allowed to verify World Tournament entries. It was felt that the person within a charter, who is responsible for keeping the stats for that charter, should be the only person allowed to verify the averages. The other charter officers do not have sufficient knowledge of the stats to verify anything accurately.

It was asked if there was any truth to the rumor there would be some attempt made in future years to limit the number of World Tournament entries? Donnie Roberts answered this question by stating that as long as he had anything to do with it, he would not make any attempt to limit the number of entries.

Barry Chapelle was asked to explain the function of the 15 member NHPA Rules Committee. There was some discussion on what constitutes a pitcher's platform and where pitchers should stand. Barry pointed out that 1993 is the year to submit ideas for rule improvement or changes. Proposals should be sent to him by the deadline as published in *Newsline*.

A comment came from the audience

that there still seems to be a problem with NHPA cards being bought out of state. A person should buy their card in the state of their legal residence (where they pay taxes or have their drivers license). If a person needs to pay dues to pitch in another state, their dues should be collected and a receipt given, NOT A CARD. Their dues should be sent to the proper charter secretary, who will collect any state dues owed and will then issue a card. As Donnie Roberts pointed out, these are the rules given to charter secretaries every year when they are issued the new cards. Homework needs to be done by the charters to encourage all travelers to purchase their cards before they leave home.

A person asked if new cards could be ready by State Tournament time, thereby saving postage, etc. Donnie says they could, but can we be sure that someone buying a card then wouldn't expect to use it during the remainder of the old calendar year? He also stated that right now the cards carry the signatures of two NHPA officers and we must always wait until after elections to have the new cards printed. The chairman would add this note: Would not this idea virtually negate the policy of trying to have a charter's Final Report in before new cards are issued?

A question was raised on how soon the RDs will enforce court sanctioning and how it would affect insurance. We did not have a qualified person present to answer this question, so the person was advised to seek out a Regional Director for information. Their meeting was to be held later in the afternoon.

Someone asked how much tolerance was allowed in the 40 foot distance between stakes? The answer was there should not be any. The stakes should be exactly 40 feet apart.

Someone made the suggestion that the number of members needed to form a new charter, within an already existing charter, should be a much larger number than 50.

Someone asked why the NHPA

Submitted by Vicki Winston, Chairman

dress code was not enforced at the World Tournament this year? Donnie answered that it *was* being enforced. If there were violations, it was basically through human error. Different workers were checking in each squad of 84 pitchers. Perhaps, in the rush, someone forgot to look at a shirt or other item of attire. Several people were sent rushing to motels or campers to change shirts before being allowed to go on the courts.

A comment was made concerning the quality of the judging at the World Tournament this year. The person felt it wasn't very good. One faithful judge and the head of the World Tournament judges were present to make comments in rebuttal to this statement.

They felt most of the judging was good, but there were some weak spots. As has been done in the past, we asked for a show of hands of how many people in the room had volunteered to help with the World Tournament judging. There was no change

in air current due to a mass uplifting of arms.

The majority of feeling seemed to be that if judges were trained at home at local tournaments, and if pitchers were made to follow rules in local tournaments, many of the problems would cease to exist by World Tournament time. Homework is not being done by local clubs and our NHPA Charters.

The comment was made that we should also be training our pitchers to call scores properly, as printed in the NHPA Rules booklet. This would eventually eliminate the confusion of our World Tournament scorekeepers, who often gaze in disbelief at some of the scores that are called.

Again, we had the question of why the NHPA and Game Related sales people are allowed to continue to market illegal horseshoes? Pitchers buy from them in good faith. Many pitchers opened boxes of new shoes, purchased right at the World Tourna-

ment, took them to the check-in table and the shoes would not pass specifications. The same can be said of horseshoes purchased by mail. There is strong feeling that all horseshoes should be checked by Mr. Domey, or his distributors, before they are put on the market. There was a suggestion that the NHPA and/or the Game Related items people be penalized for every illegal pair of horseshoes they sell. This is not the first year this question has arisen. The charter officers have again voiced the feeling that this problem needs correcting very quickly.

Donnie Roberts announced that Marty Craig, of Eastern Nebraska, has made a computer program available to charters at no charge. All you need do is contact Donnie and he can give you details and see that you get a copy.

Due to the length of the meeting, the chairman called for adjournment a little past noon.

Report on 1992 NHPA Hall of Fame Committee Meeting

Submitted by Earl Winston, Chairman

The annual Hall of Fame Committee meeting was held at the Days Inn Motel in Columbus, Ohio on July 20, with ten of the fifteen committee members present. This is the best attendance in recent years. Our newest committee member, Bart Sargent of Massachusetts, was welcomed to the meeting.

Much of our discussion centered on the changes we had approved at our 1991 meeting, which resulted in an increase of the number of inductees into the Hall of Fame this year.

Dave Loucks moved, and Don Titcomb seconded the motion, to have a moving window of 40 years backward as a dividing line (1993

less 40=1953). All persons before 1953 would be in one listing, whether they be players, organizers or a combination. The motion carried.

Gary Kline moved that a maximum of two in any category be inducted per year. The motion was seconded and carried.

Another change in the voting process was discussed and Dave Loucks moved that we vote for a maximum of five in any category, with the option of voting for less at any number. That motion was seconded and was passed.

We will use a March 1, 1993 deadline for any new nominations to be placed on our 1993 ballot.

To be sure all persons nominated meet a few basic requirements of being truly involved on a National scale of performance, NHPA president, Dave Loucks, appointed a screening committee to re-evaluate the present list of nominees in all categories and to request more information on some of the candidates if more was needed. The members of the screening committee are Earl Winston, Gary Kline and Barry Chapelle.

Other questions were raised and discussion pertaining to various voting methods was held, but no more motions came to the floor. The meeting was adjourned, after being in session just under two hours.

NHPA To Get Tough on Entering Averages

by Dave Loucks

In Columbus, as in other World Tournaments, we ran across some individuals who obviously did not put down their 3 highest tournament averages pitched in the last twelve months. Unfortunately most of these came to our attention after the World was underway or the class play had already been completed and someone took the time to research events that had been published in past *Results Only* issues of *Newsline*.

It is too time consuming to expect our Secretary/Treasurer to review past results for every entry. We have used the practice of asking State Officers to verify the entering averages of their members and, for the most part, this has been fairly accurate. However, there are a couple of charters that appear to do nothing more than "rubber stamp" anything that the participants put down. This allows a few to sandbag and take part in a class much lower than their true ability.

Hear it now, the NHPA is setting the wheels in motion to stop this form of cheating.

At the Columbus Convention, I announced that we were proceeding with the establishment of a National Stat Center where all NHPA sanctioned tournament averages would be maintained. The information that is reported and stored in this data base will, by 1994 or sooner, become the average by which all participants will enter the World, Regional and special events such as Las Vegas. The information will be made available to Charters who want printouts for their major tournaments that draw pitchers from out of state. However, there will be a modest charge for printouts requested by the Charters or individuals and it will be gauged by the size of the printout needed.

Anyone who looks through a *Results Only* issue in detail will come to notice that not all sanctioned tour-

naments are listed and some charters are not represented at all. That is because several charters have not been reporting results of sanctioned tournaments to the NHPA. Well, we plan to put a hitch in that lazy practice by limiting entry to the World, Regional and Vegas tournaments to only those members who have 4 or more events (sanctioned league of 400 shoes or more can be one) in the previous 12 months. stored in the *National Stat Center data base*.

New NHPA tournament reporting procedures are now being developed as is a new format of information which will require actual ringers and shoes pitched be reported. In the next few months, charter officers will be getting more information on this and *Newsline* will carry progress updates.

Initially, we plan to backtrack with the old data that has been reported and get some information into the system so we will have some record of information to check by the 1993 Spearfish World Tournament. While next summer is too soon to have complete membership information, charters and pitchers alike should understand that every NHPA sanctioned tournament should by then be reported so averages on pitching members can be drawn from the NHPA files by the 1994 Syracuse World Tournament.

It is important that all pitchers and charter officers understand the importance of reporting those sanctioned events you now ignore sending. Most likely, the entry form for the 1994 World and those thereafter, will not ask you to report your 3 highest. We will go to the National Stat Center files and if you don't have the required minimum number of tournaments in our files, you will be denied entry. If you are denied entry and know that you pitched in enough sanctioned tournaments, don't look to blame the NHPA, but rather your charter or tournament directors who were slow or totally negligent in reporting.

The institution of the National Stat Center brings to an end, the publishing of *Results Only* issues of *Newsline*. We will use this former publication expense toward maintaining the Stat Center. State Championship Results and some special events will still be carried in regular *Newsline* issues.

THE HORSESHOE

PITCHERS' COMPANION

FEATURES: PAT. NO. 4,399,614 **\$8.95**

(2 or more: \$8.00 ea.)
(Add \$1.50 for postage and handling)

1. Calipers for measuring close points.
2. File to remove burrs from shoes.
3. A 6" notch for measuring legal points.
4. Straight edge for measuring ringers.
5. Scraper for removing dirt, mud, etc.
6. Just the right size for back pockets.
7. NHPA approved.

Send to: **Horseshoe Pitchers' Companion**
2058 Woods Circle
Barnhart, MO 63012

1. CALIPERS for measuring close points

2. FILE to remove burrs from shoes

3. 6" NOTCH for legal points

4. STRAIGHT EDGE for measuring ringers

5. SCRAPER for removing dirt

Leather Carrying Case Available.
\$4.00 each
(2 or more: \$3.00 ea.)

World Tournament Observations

by Barry Chapelle

First of all, I would like to thank the delegates for re-electing me to another term as Second Vice-President. I will continue to do my best as we all strive to make our sport even bigger and better.

I made the following observations during the World Tournament while serving as an administrator, office worker, computer operator, scorekeeper, scoresheet runner and checker, judge, competitor and observer. I hope they will give us all some food for thought.

1. The World Tournament can only be as good as we make it. Most of the time things went pretty well. Keeping on schedule the first few days was almost impossible because it only takes one participant in each shift to slow things down. A 40-shoe game should take about twenty minutes. Figuring seven minutes between games, that still is only two hours and eight minutes to play those five games. Most of our five game shifts took about two hours and forty-five minutes to play and the six game shifts took about three hours and fifteen minutes. **THAT'S TOO LONG.** We can, and need, to do better.

2. A disproportionate amount of scorekeepers were either young or old. What that shows (particularly during the first few days) was that many of our contestants only *took* from the tournament and didn't *give* anything back. A big **THANKS** goes to the old reliables who we can always count on and a big **PUSH** goes to those who played (but didn't do anything else) to get totally involved as scorekeepers, judges, etc. in the years to come. Remember, it's **OUR** tournament, and **YOU** are part of the **OUR**.

3. By the nature of the work involved, working in the computer room is limited to a few people. Esther Williams and the crew who worked with her are to be commended for

the fine job they did once again this year. (By the way, Walter Ray wrote the program that we used to do all the stats.) However, most of the other jobs, such as collecting and checking scoresheets, registration of contestants as they prepare to pitch, distributing scorepads and scoresheets between shifts, etc., can be done by many people. If you can help in these areas, talk to one of the tournament officials who you would like to work with and see if you can be of assistance.

4. Rules and regulations, etc. We are doing better each year at observing the forward foul line. Some shoes were pulled, but it is getting to be less of a problem. Let's keep that trend up and continue to be observant at our local tournaments as well. If we do the job right at home, it's easy to do it right at the World Tournament.

Another problem appeared this year, however, that caused some concern—that of the pitching platform. The rule book adequately and accurately defines what the pitching platform is but, it is a bit vague in terms of side and back lines and what is fair or foul.

This problem will be addressed at the convention next year and we encourage your input if you have any, but the interpretation that will be enforced from day one next year is that both feet must remain *entirely* on the platform during the address and delivery of the shoe.

THAT IS THE INTENT OF THE RULE. It is *not legal* to start with one of your feet further to the left (or right) or three feet from the stake, no matter whether the outside of the platform is defined or not. Some of you do this—work on it and do it right. It is also *not legal* to have your striding foot come down in contact with the pit area.

Some of you stride to the inside and a portion of your foot comes down in the pit. This, also, is not legal—work on it and do it right. There is also concern about the rear of the platform.

Some people have part (or all) of their foot on or behind the back line. Next year there will be a proposal to eliminate the length of the platform because we have some really long striders.

One other thing concerning the feet—they do not belong in the pit, stepping on the clay. **STOP IT.** Finally, regarding rules and regulations, the "regionalism" of our sport is still apparent in how the scores are called. It's tough to change what you are used to, yet, for the sake of clarity and uniformity, all of the calls should be the same, particularly at the World Tournament. The correct calls are in the rules and most of you know them. Use them at the World Tournament and start using them at home, also.

5. I want to thank all of you who worked as judges at the World Tournament. It is a job that is not often appreciated and where you can never satisfy everyone, particularly the spectators who are quick to find fault but last to step in and do the job the way they want you to do it. I just want to say that judging is not an easy job and that it's impossible to see everything that goes on out there. All judging help is appreciated and if you want to judge at the World Tournament next year, let me know. That applies to ladies, also.

6. Finally, it is our intention to restructure the "Rules Pamphlet" for next year. Some of the items will be reworded for better clarity, but the main thrust is simply to make it a cleaner, better and more organized document.

Next year is also the year for proposed rule changes, so to coordinate the two efforts into one, we will need to move the deadline for those proposals to Dec. 31, 1992. Send them to me. This will give us time to incorporate them into the new document and get it printed in *Newsline* so that you will have time to study and discuss it at home with your delegates before the convention.

ON TOP OF THE WORLD

by Ed Quigley

Every World Tournament is special. Each one is unique. Whether you call it a **ternament** or a **turnament**, the 74th, at Columbus had to be a great experience.

A record number pitched into (or close to) near-perfect clay, on 43 well designed courts. And while we were pitching the horseshoe in Ohio, the All-Stars were tossing the baseball in California, the Dream Team was shooting the basketball in Barcelona and the Politicians were throwing the bull in New York. It was a great time for sports.

We made some new friends from Japan and Honduras and visited with an old friend from Norway. The Press Room had a special guest. It became the changing room for six-month old Jake Uhlmann (Pop Pop Don George was in Intermediate B). Jake's first shoe is a horseshoe previously worn by a Pacer at the New Jersey Meadowlands. How about that? Will Jake pitch before he walks? Stay tuned.

And how about Curt Day's frequent visits. A great guy to talk with! Despite his many outstanding achievements in our sport, he is the essence of modesty. Since he still enjoys pitching, wouldn't it be great if he became an entry in the 75th World Tournament. Curt, you could make our day.

Eighty-eight pitchers won World Championships. Some of them were left handed, 359 trophies were awarded. All of them were right handed.

Ten Junior girls and boys will go back to grammar school and high school this Fall as World Champions. Must be a great feeling.

According to Phyllis Quist of Washington State, the World is your oyster. So c'mon to spear fish in 1993.

CHECK YOUR MAILING LABEL

for the expiration date of your *Newsline* subscription. If it is less than 90 days away, fill out the renewal form and send it NOW with your check to the NHPA
Box 7927, Columbus, OH 43207

NHPA Income and Expenditures April, May, June 1992

INCOME

NHPA Membership.....	\$60,941.00
<i>Newsline</i> Subscriptions	7,702.00
<i>Newsline</i> Paid Advertising	2,306.00
Horseshoe Sanctioning Fees.....	300.00
1992 World Registration Fees	75,981.00
1992 Hall of Fame Banquet Tickets.....	90.00
World Video, Patch and Misc. Sales.....	83.00
1990 World Tournament Debt payment	138.00
1992 World Bid Payments.....	10,500.00
1994 World Bid Deposits.....	10,000.00
Charter Dues and Overpayments	69.00
Checking and CD Interest, Collections	1,179.00
Total 3 month Income	\$169,199.00

EXPENDITURES:

<i>Newsline</i> Production, Printing and Mailing	\$3,837.00
<i>Newsline</i> Editor Allowance.....	840.00
Sanctioned League Patches & Awards.....	118.00
Sanctioned League Office, Supplies & Phone	265.00
Sanctioned League Director Allowance.....	250.00
Regional Directors Phone, Postage, Supplies	661.00
NHPA Office, Printing and Supplies	2,480.00
NHPA Postage.....	3,033.00
Equipment Purchases, Rental and Repairs	680.00
Officers' Telephone.....	700.00
Officers' Travel.....	962.00
Secretary/Treasurer Allowance.....	4,200.00
President's Allowance	1,260.00
Vice President Allowance	2,125.00
Publicity and Promotion.....	386.00
World Tournament Bidder & Entry Refunds	6,485.00
World Tournament Patches, Cash and Awards	2,134.00
World Tournament Administrative Costs	7,527.00
Accounting Audit Fees.....	3,150.00
Misc. Bank Charges, Refunds, Fees.....	478.00
Total 3 month Expense	\$41,571.00

NOTE: These figures, rounded off to the nearest dollar, are from the books of the NHPA Secretary/Treasurer and do not include monies handled by other NHPA personnel.

Men's Championship Prelims

Top 32 Advanced to Finals • Next 36 Formed Class A • Last 36 Formed Class B

COMBINED GROUPS M1-- THRU M13--							
Pos	Name	ST	W	L	R	SP	%
1.	JIM KNISLEY	OH	7	0	293	350	83.71
2.	KEVIN CONE	IA	6	1	293	350	83.71
3.	ANDRE LeCLERC	QUE	7	0	288	350	82.29
4.	ALAN FRANCIS	MO	6.5	0.5	285	350	81.43
5.	MIKE DIMARTINO	NY	6	1	285	350	81.43
6.	ART TYSON	NY	7	0	284	350	81.14
7.	DALE LIPOVSKY	MN	7	0	279	350	79.71
8.	LORAN COY	OH	6	1	276	350	78.86
9.	WALTER RAY WILLIAMS JR	CA	7	0	275	350	78.57
10.	PHILIP FLESHMAN	MD	7	0	274	350	78.29
11.	CHARLIE MEREDITH	KY	6	1	271	350	77.43
12.	RICK CALE	WV	5	2	270	350	77.14
13.	CLIFFORD BAKER	IL	6	1	269	350	76.86
14.	ELDEN SARBAUGH	OH	7	0	266	350	76.00
15.	JOHN BOGARDUS	NY	6	1	266	350	76.00
16.	GLENN BURRIS	PA	5	2	264	350	75.43
17.	ELBERT SHIFFLETT	MD	7	0	263	350	75.14
18.	MARK SEIBOLD	IN	6	1	263	350	75.14
19.	JOHN KAPNIS	MA	5	2	263	350	75.14
20.	BRIAN SIMMONS	ME	4.5	2.5	261	350	74.57
21.	OSCAR MANNS	OH	5	2	260	350	74.29
22.	STEPHEN KUHCINSKI	PA	5.5	1.5	257	350	73.43
23.	RON POWELL	KY	6.5	0.5	255	350	72.86
24.	JOE SCHULTZ	NY	5	2	255	350	72.86
25.	DON GREGSON	CA	6	1	254	350	72.57
26.	RICHARD PINTOR	CO	6	1	253	350	72.29
27.	PETER CLARK	WA	6	1	251	350	71.71
28.	WAYNE LUOMA	OH	3	4	251	350	71.71
29.	CHARLIE WEBB	IL	5	2	245	350	70.00
30.	DAVE LOUCKS	CA	4	3	244	350	69.71
31.	LARRY KNOP	IL	3	4	244	350	69.71
32.	STEVE WYRILL	CA	4	3	243	350	69.43
33.	JERRY COMSTOCK	CO	6	1	242	350	69.14
34.	KEVIN McLACHLIN	ONT	5	2	240	350	68.57
35.	DON TITCOMB	FL	2.5	4.5	240	350	68.57
36.	JACK BALDWIN	OH	4.5	2.5	238	350	68.00
37.	HOY CASTO	WV	4	3	238	350	68.00
38.	PAUL STEWART	NC	3.5	3.5	237	350	67.71
39.	KURT VON KLEIST	PA	3	4	237	350	67.71
40.	ELWYN COOPER	MO	2.5	4.5	237	350	67.71
41.	THOMAS GALLINA	ONT	5	2	236	350	67.43
42.	DON PETERS	IL	4	3	236	350	67.43
43.	ANDREW KUTSCH	ONT	2.5	4.5	236	350	67.43
44.	GARY ROBERTS	OH	2	5	235	350	67.14
45.	BOB LAUTENSCHLEGER	OH	4	3	234	350	66.86
46.	WAYNE BAKER	OH	4	3	234	350	66.86
47.	STAN GRIGGS	MO	4	3	233	350	66.57
48.	MARVIN ELLISON	SASK	3	4	233	350	66.57
49.	CHAD HYATT	IN	2	5	233	350	66.57
50.	DOUG COOK	WV	4	3	232	350	66.29
51.	HAROLD LANGE	IL	4	3	231	350	66.00
52.	THOMAS GOFF	OK	3	4	231	350	66.00
53.	DOUG KIENIA	ME	3	4	231	350	66.00
54.	DOUG CRAWFORD	OH	2	5	231	350	66.00
55.	JACK STENBERG	NY	5	2	230	350	65.71
56.	LENWOOD CONNER	VA	2	5	230	350	65.71
57.	CHARLIE COOPER	WV	2	5	229	350	65.43
58.	WILLIAM UNGETHEIM	IN	4	3	228	350	65.14
59.	ROY HUNT	OH	4	3	228	350	65.14
60.	CLARENCE BELLMAN	IN	3	4	228	350	65.14
61.	ROBERT MAY	IN	3	4	225	350	64.29
62.	BRAD BARGER	PA	3	4	224	350	64.00
63.	TOMMY GANN	NC	2.5	4.5	224	350	64.00
64.	GARY GARDNER	FL	2	5	222	350	63.43
65.	TONY HANKINS	KY	2	5	222	350	63.43
66.	GALE GREENE	VT	1.5	5.5	222	350	63.43
67.	RICHARD WHITEMAN	OH	3	4	221	350	63.14
68.	COKE BOWER	TX	2	5	221	350	63.14
69.	JOHN SCHMIDBAUER	OH	3	4	220	350	62.86
70.	JOHN MARTIN	OH	1	6	220	350	62.86
71.	DUANE GOODRICH	KS	5	2	219	350	62.57

72. LARRY JUSTICE	OH	3.5	3.5	219	350	62.57
73. ALBERT LATOUCHE	CT	2	5	218	350	62.29
74. DARLE ESH	PA	3.5	3.5	216	350	61.71
75. ROBERT HAYES	NY	4	3	213	350	60.86
76. ROBERT GARBER	OH	3	4	213	350	60.86
77. TROY HARRISON	FL	2	5	213	350	60.86
78. CLYDE SOUTHERN	NC	0	7	212	350	60.57
79. ROBERT JONES	NY	2	5	211	350	60.29
80. TOM WILLIAMS	MI	2	5	211	350	60.29
81. RAYMOND CHARBONNEAU	VT	3	4	210	350	60.00
82. CHUCK ARNOLD	OK	2	5	209	350	59.71
83. JOHN BUZIK	CT	3.5	3.5	208	350	59.43
84. JERRY HOLT	IA	2	5	208	350	59.43
85. MATT GUY	KY	2	5	206	350	58.86
86. GLENN BROWN	PA	2	5	206	350	58.86
87. GLENN KING	OK	1.5	5.5	206	350	58.86
88. PHILIP HUMMEL	OH	1	6	205	350	58.57
89. THOMAS DECKER	PA	2	5	204	350	58.29
90. JAKE HOFF	NC	2	5	204	350	58.29
91. LARRY BARBER	WI	1.5	5.5	204	350	58.29
92. PHIL BERGERON	NH	1	6	204	350	58.29
93. GORDON DENNIS	OH	0	7	201	350	57.43
94. JAMES WILTSE	MI	2	5	199	350	56.86
95. STEVE HOHL	ONT	1	6	199	350	56.86
96. JACK SORG	CA	2	5	198	350	56.57
97. JOHN LODER	ONT	0	7	196	350	56.00
98. CALVIN MOTSINGER	NC	2	5	194	350	55.43
99. D D LEBOW	TN	1	6	185	350	52.86
100. CHARLES TWIGG	MD	1.5	5.5	182	350	52.00
101. JEROME DUMSTORFF	IL	0	7	170	350	48.57
102. TOM PRICE	TN	0.5	6.5	166	350	47.43
103. GEORGE MOON	OH	0	7	141	350	40.29
104. MICHAEL KNOP	IL	0	7	0	0	0.00

BUY NHPA VIDEOS

and support your association while viewing some of our top pitchers.

VIDEOTAPES AVAILABLE (VHS):

Legends of Horseshoes II (New Issue)

Legends of Horseshoes I

World Championships 1979-1989

Art of Horseshoe Pitching

White House Party plus 1989 W.T. Highlights

Videotapes made up of any three Games or Shorts as follows:

GAMES

Steinfeldt vs. Knisley
 Steinfeldt vs. Hohl
 Steinfeldt vs. Williams
 Michaud vs. Negaard
 Knisley vs. Williams
 E. Hohl vs. Williams
 Fahey vs. Zadroga
 Fahey vs. Hohl
 Farris vs. Bestul

SHORTS

Battle of the Sexes
 You Asked For It
 Horseshoe Pitching Stars 1948-78
 PM Magazine 1979
 PM Magazine & Kids World

ORDER FROM: Sol Berman, NHPA Video Sales
 See page 3 of this magazine for
 New Jersey or Florida address



Kevin Cone - Men's Champion

Men's Division

MENS DIVISION - CHAMPIONSHIP CLASS 1992 WORLD							
Pos	Name	ST	W	L	R	SP	%
1.	KEVIN CONE	IA	29	2	1774	2140	82.90
2.	JIM KNISLEY	OH	27	4	1524	1928	79.05
3.	WALTER RAY WILLIAMS, JR.	CA	25	6	1650	2078	79.40
4.	ALAN FRANCIS	MO	24	7	1586	1976	80.26
5.	JOHN BOGARDUS	NY	23	8	1653	2120	77.97
6.	ANDRE LeCLERC	QUE	19	12	1517	1974	76.85
7.	CHARLIE MEREDITH	KY	19	12	1573	2060	76.36
8.	PHILIP FLESHMAN	MD	18	13	1558	2062	75.56
9.	ART TYSON	NY	18	13	1442	1932	74.64
10.	MIKE DIMARTINO	NY	17	14	1581	2046	77.27
11.	JOHN KAPNIS	MA	17	14	1483	1920	77.24
12.	BRIAN SIMMONS	ME	17	14	1422	1932	73.60
13.	JOE SCHULTZ	NY	17	14	1443	1976	73.03
14.	RON POWELL	KY	16	15	1537	2010	76.47
15.	RICHARD FINTOR	CO	16	15	1387	1930	71.87
16.	STEVE WYRILL	CA	15	16	1327	1850	71.73
17.	MARK SEIBOLD	IN	14	17	1410	1920	73.44
18.	LORAN COY	OH	14	17	1398	1922	72.74
19.	RICK CALE	WV	14	17	1375	1906	72.14
20.	ELDEN SARBAUGH	OH	14	17	1298	1800	72.11
21.	DON GREGSON	CA	14	17	1276	1794	71.13
22.	OSCAR MANNS	OH	14	17	1402	1984	70.67
23.	STEPHEN KUHCINSKI	PA	13	18	1443	1984	72.73
24.	CLIFFORD BAKER	IL	13	18	1479	2044	72.36
25.	LARRY KNOP	IL	13	18	1391	1940	71.70
26.	DALE LIPOVSKY	MN	12	19	1430	1956	73.11
27.	GLENN BURRIS	PA	12	19	1393	1952	71.36
28.	ELBERT SHIFFLETT	MD	12	19	1236	1800	68.67
29.	PETER CLARK	WA	8	23	1171	1748	66.99
30.	CHARLIE WEBB	IL	7	24	1578	2172	72.65
31.	WAYNE LUOMA	OH	4	27	1182	1778	66.48
32.	DAVE LOUCKS	CA	1	30	930	1580	58.86

MENS DIVISION - CHAMPIONSHIP CLASS 1992 WORLD

1. KEVIN CONE-IA

OPPONENT'S NAME	SCORE	R	SP	%
1. LARRY KNOP-IL	42 / 18	51	62	82.3
2. STEVE WYRILL-CA	41 / 21	52	64	81.3
3. CHARLIE WEBB-IL	42 / 21	56	68	82.4
4. DAVE LOUCKS-CA	42 / 14	43	54	79.6
5. PETER CLARK-WA	44 / 9	52	60	86.7
6. WAYNE LUOMA-OH	40 / 2	21	24	87.5
7. DON GREGSON-CA	40 / 24	48	62	77.4
8. RICHARD PINTOR-CO	43 / 13	38	44	86.4
9. RON POWELL-KY	40 / 13	38	46	82.6
10. JOE SCHULTZ-NY	41 / 25	50	62	80.6
11. OSCAR MANNS-OH	41 / 28	56	68	82.4
12. STEPHEN KUHCINSKI-PA	42 / 26	75	88	85.2
13. JOHN KAPNIS-MA	21 / 42	66	82	80.5
14. BRIAN SIMMONS-ME	42 / 34	80	94	85.1
15. ELBERT SHIFFLETT-MD	41 / 20	43	54	79.6
16. MARK SEIBOLD-IN	42 / 15	38	48	79.2
17. JOHN BOGARDUS-NY	42 / 27	90	104	86.5
18. GLENN BURRIS-PA	42 / 7	54	60	90.0
19. CLIFFORD BAKER-IL	41 / 26	58	74	78.4
20. ELDEN SARBAUGH-OH	43 / 7	50	56	89.3
21. CHARLIE MEREDITH-KY	41 / 29	79	92	85.9
22. RICK CALE-WV	40 / 14	53	60	88.3
23. WALTER RAY WILLIAMS, JR.-	40 / 35	86	102	84.3
24. PHILIP FLESHMAN-MD	41 / 17	48	60	80.0
25. DALE LIPOVSKY-MN	42 / 36	89	104	85.6
26. LORAN COY-OH	40 / 20	40	50	80.0
27. MIKE DIMARTINO-NY	42 / 39	92	108	85.2
28. ART TYSON-NY	45 / 25	54	70	77.1
29. ANDRE LeCLERC-QUE	40 / 36	78	96	81.3
30. ALAN FRANCIS-MO	40 / 20	56	68	82.4
31. JIM KNISLEY-OH	25 / 41	40	56	71.4

WINS- 29 LOSSES- 2 POINTS -1248 1774 2140 82.9

2. JIM KNISLEY-OH

OPPONENT'S NAME	SCORE	R	SP	%
1. STEVE WYRILL-CA	40 / 34	54	68	79.4
2. LARRY KNOP-IL	41 / 9	32	40	80.0
3. DAVE LOUCKS-CA	40 / 22	48	64	75.0
4. CHARLIE WEBB-IL	40 / 3	31	34	91.2
5. WAYNE LUOMA-OH	41 / 17	39	50	78.0
6. PETER CLARK-WA	40 / 29	31	48	64.6
7. RICHARD PINTOR-CO	38 / 44	44	64	68.8
8. DON GREGSON-CA	41 / 24	54	66	81.8
9. JOE SCHULTZ-NY	42 / 28	47	60	78.3
10. RON POWELL-KY	40 / 12	40	46	87.0
11. STEPHEN KUHCINSKI-PA	42 / 32	74	92	80.4
12. OSCAR MANNS-OH	40 / 17	57	68	83.8
13. BRIAN SIMMONS-ME	41 / 11	41	48	85.4
14. JOHN KAPNIS-MA	41 / 36	72	90	80.0
15. MARK SEIBOLD-IN	40 / 14	26	34	76.5
16. ELBERT SHIFFLETT-MD	40 / 3	29	32	90.6
17. GLENN BURRIS-PA	40 / 37	46	72	63.9
18. JOHN BOGARDUS-NY	31 / 40	66	86	76.7
19. ELDEN SARBAUGH-OH	40 / 35	41	56	73.2
20. CLIFFORD BAKER-IL	41 / 13	42	52	80.8
21. RICK CALE-WV	40 / 18	48	62	77.4
22. CHARLIE MEREDITH-KY	34 / 40	59	76	77.6
23. PHILIP FLESHMAN-MD	41 / 24	60	74	81.1
24. WALTER RAY WILLIAMS, JR.-	40 / 18	102	114	89.5
25. LORAN COY-OH	44 / 21	48	60	80.0
26. DALE LIPOVSKY-MN	40 / 27	56	70	80.0
27. ART TYSON-NY	40 / 39	57	74	77.0
28. MIKE DIMARTINO-NY	45 / 28	55	70	78.6
29. ALAN FRANCIS-MO	3 / 42	32	48	66.7
30. ANDRE LeCLERC-QUE	40 / 8	48	54	88.9
31. KEVIN CONE-IA	41 / 25	45	56	80.4

WINS- 27 LOSSES- 4 POINTS -1207 1524 1928 79.0

3. WALTER RAY WILLIAMS, JR.-CA

OPPONENT'S NAME	SCORE	R	SP	%
1. JOE SCHULTZ-NY	33 / 41	40	62	64.5
2. RON POWELL-KY	13 / 40	35	54	64.8
3. STEPHEN KUHCINSKI-PA	40 / 37	47	66	71.2
4. OSCAR MANNS-OH	38 / 42	42	66	63.6
5. BRIAN SIMMONS-ME	40 / 20	56	66	84.8
6. JOHN KAPNIS-MA	38 / 40	65	88	73.9
7. MARK SEIBOLD-IN	40 / 21	49	60	81.7
8. ELBERT SHIFFLETT-MD	40 / 29	59	76	77.6
9. STEVE WYRILL-CA	40 / 11	43	52	82.7
10. LARRY KNOP-IL	40 / 35	56	76	73.7
11. DAVE LOUCKS-CA	42 / 6	28	34	82.4
12. CHARLIE WEBB-IL	42 / 33	69	88	78.4
13. WAYNE LUOMA-OH	41 / 17	50	60	83.3
14. PETER CLARK-WA	44 / 34	68	84	81.0
15. RICHARD PINTOR-CO	40 / 22	46	66	69.7
16. DON GREGSON-CA	41 / 13	43	52	82.7
17. LORAN COY-OH	40 / 27	61	74	82.4
18. DALE LIPOVSKY-MN	41 / 24	59	72	81.9
19. ART TYSON-NY	40 / 5	50	54	92.6
20. MIKE DIMARTINO-NY	42 / 24	57	70	81.4
21. ALAN FRANCIS-MO	41 / 30	74	66	86.0
22. ANDRE LeCLERC-QUE	42 / 30	69	86	80.2
23. KEVIN CONE-IA	35 / 40	84	102	82.4
24. JIM KNISLEY-OH	18 / 40	93	114	81.6
25. GLENN BURRIS-PA	42 / 15	51	60	85.0
26. JOHN BOGARDUS-NY	42 / 12	51	58	87.9
27. ELDEN SARBAUGH-OH	42 / 15	37	44	84.1
28. CLIFFORD BAKER-IL	41 / 15	43	52	82.7
29. RICK CALE-WV	40 / 3	26	32	81.3
30. CHARLIE MEREDITH-KY	42 / 25	41	50	82.0
31. PHILIP FLESHMAN-MD	42 / 22	58	74	78.4

WINS- 25 LOSSES- 6 POINTS -1202 1650 2076 79.4

4. ALAN FRANCIS-MO

OPPONENT'S NAME	SCORE	R	SP	%
1. CHARLIE WEBB-IL	42 / 21	53	66	80.3
2. DAVE LOUCKS-CA	40 / 26	48	64	75.0
3. LARRY KNOP-IL	40 / 18	39	52	75.0
4. STEVE WYRILL-CA	40 / 18	45	56	80.4
5. DON GREGSON-CA	42 / 10	32	36	88.9
6. RICHARD PINTOR-CO	40 / 17	39	50	78.0
7. PETER CLARK-WA	43 / 22	32	50	64.0
8. WAYNE LUOMA-OH	40 / 4	39	42	92.9
9. OSCAR MANNS-OH	41 / 26	81	98	82.7
10. STEPHEN KUHCINSKI-PA	30 / 40	60	78	76.9
11. RON POWELL-KY	41 / 28	65	80	81.3
12. JOE SCHULTZ-NY	27 / 45	51	70	72.9
13. ELBERT SHIFFLETT-MD	42 / 6	22	28	78.6
14. MARK SEIBOLD-IN	44 / 30	71	92	77.2
15. JOHN KAPNIS-MA	41 / 18	50	62	80.6
16. BRIAN SIMMONS-ME	24 / 41	44	60	73.3
17. CLIFFORD BAKER-IL	18 / 40	37	58	63.8
18. ELDEN SARBAUGH-OH	40 / 11	49	56	87.5
19. JOHN BOGARDUS-NY	41 / 34	60	74	81.1
20. GLENN BURRIS-PA	40 / 33	69	84	82.1
21. WALTER RAY WILLIAMS, JR.-	30 / 41	71	86	82.6
22. PHILIP FLESHMAN-MD	40 / 16	73	80	91.3
23. CHARLIE MEREDITH-KY	36 / 40	51	66	77.3
24. RICK CALE-WV	40 / 18	58	68	85.3
25. MIKE DIMARTINO-NY	40 / 7	31	38	81.6
26. ART TYSON-NY	40 / 9	35	40	87.5
27. DALE LIPOVSKY-MN	41 / 11	60	68	88.2
28. LORAN COY-OH	42 / 22	56	70	80.0
29. JIM KNISLEY-OH	42 / 3	44	48	91.7
30. KEVIN CONE-IA	20 / 40	50	68	73.5
31. ANDRE LeCLERC-QUE	40 / 37	71	88	80.7

WINS- 24 LOSSES- 7 POINTS -1167 1566 1976 80.3

5. JOHN BOGARDUS-NY

OPPONENT'S NAME	SCORE	R	SP	%
1. MARK SEIBOLD-IN	40 / 21	34	46	73.9
2. ELBERT SHIFFLETT-MD	28 / 44	41	62	66.1
3. BRIAN SIMMONS-ME	32 / 41	59	82	72.0
4. JOHN KAPNIS-MA	41 / 37	68	86	79.1
5. STEPHEN KUHCZINSKI-PA	41 / 7	36	42	85.7
6. OSCAR MANNS-OH	42 / 32	48	62	77.4
7. JOE SCHULTZ-NY	31 / 42	44	62	71.0
8. RON POWELL-KY	40 / 32	60	80	75.0
9. RICHARD PINTOR-CO	29 / 41	37	56	66.1
10. DON GREGSON-CA	40 / 29	40	54	74.1
11. WAYNE LUOMA-OH	41 / 18	47	58	81.0
12. PETER CLARK-WA	40 / 10	44	52	84.6
13. DAVE LOUCKS-CA	40 / 10	42	52	80.8
14. CHARLIE WEBB-IL	41 / 30	73	88	83.0
15. STEVE WYRILL-CA	38 / 40	54	72	75.0
16. LARRY KNOP-IL	40 / 26	46	58	79.3
17. KEVIN CONE-IA	27 / 42	86	104	82.7
18. JIM KNISLEY-OH	40 / 31	67	86	77.9
19. ALAN FRANCIS-MO	34 / 41	58	74	78.4
20. ANDRE LeCLERC-QUE	40 / 37	60	76	78.9
21. ART TYSON-NY	41 / 28	57	72	79.2
22. MIKE DIMARTINO-NY	40 / 28	61	76	80.3
23. LORAN COY-OH	43 / 16	52	66	78.8
24. DALE LIPOVSKY-MN	40 / 35	64	80	80.0
25. PHILIP FLESHMAN-MD	40 / 39	59	74	79.7
26. WALTER RAY WILLIAMS, JR.-	12 / 42	42	58	72.4
27. RICK DALE-WV	40 / 36	58	78	74.4
28. CHARLIE MEREDITH-KY	40 / 30	63	78	80.8
29. ELDEN SARBAUGH-OH	45 / 11	57	62	91.9
30. CLIFFORD BAKER-IL	42 / 39	65	86	75.6
31. GLENN BURRIS-PA	40 / 10	31	38	81.6

WINS- 23 LOSSES- 8 POINTS -1168 1653 2120 78.0

6. ANDRE LeCLERC-QUE

OPPONENT'S NAME	SCORE	R	SP	%
1. DAVE LOUCKS-CA	40 / 35	45	70	64.3
2. CHARLIE WEBB-IL	43 / 28	72	86	83.7
3. STEVE WYRILL-CA	41 / 21	34	48	70.8
4. LARRY KNOP-IL	42 / 23	31	40	77.5
5. RICHARD PINTOR-CO	40 / 10	32	42	76.2
6. DON GREGSON-CA	40 / 15	37	46	80.4
7. WAYNE LUOMA-OH	40 / 12	39	44	88.6
8. PETER CLARK-WA	42 / 22	47	58	81.0
9. STEPHEN KUHCZINSKI-PA	40 / 23	45	58	80.4
10. OSCAR MANNS-OH	38 / 40	51	70	72.9
11. JOE SCHULTZ-NY	42 / 7	29	36	80.6
12. RON POWELL-KY	40 / 18	53	64	82.8
13. MARK SEIBOLD-IN	41 / 37	67	86	77.9
14. ELBERT SHIFFLETT-MD	40 / 19	48	60	80.0
15. BRIAN SIMMONS-ME	36 / 42	79	100	79.0
16. JOHN KAPNIS-MA	20 / 41	39	58	67.2
17. ELDEN SARBAUGH-OH	26 / 41	29	46	63.0
18. CLIFFORD BAKER-IL	41 / 16	40	50	80.0
19. GLENN BURRIS-PA	41 / 33	56	70	80.0
20. JOHN BOGARDUS-NY	37 / 40	59	76	77.6
21. PHILIP FLESHMAN-MD	28 / 42	83	102	81.4
22. WALTER RAY WILLIAMS, JR.-	30 / 42	67	86	77.9
23. RICK DALE-WV	40 / 30	47	64	73.4
24. CHARLIE MEREDITH-KY	38 / 42	43	64	67.2
25. ART TYSON-NY	42 / 15	39	46	84.8
26. MIKE DIMARTINO-NY	40 / 38	47	64	73.4
27. LORAN COY-OH	42 / 15	46	58	79.3
28. DALE LIPOVSKY-MN	10 / 41	30	46	65.2
29. KEVIN CONE-IA	36 / 40	75	96	78.1
30. JIM KNISLEY-OH	8 / 40	37	54	68.5
31. ALAN FRANCIS-MO	37 / 40	71	88	80.7

WINS- 19 LOSSES- 12 POINTS -1121 1517 1974 76.8

7. CHARLIE MEREDITH-KY

OPPONENT'S NAME	SCORE	R	SP	%
1. STEPHEN KUHCZINSKI-PA	41 / 23	45	58	77.6
2. OSCAR MANNS-OH	7 / 42	33	52	63.5
3. JOE SCHULTZ-NY	41 / 8	44	50	88.0
4. RON POWELL-KY	32 / 41	56	74	75.7
5. MARK SEIBOLD-IN	18 / 40	39	58	67.2
6. ELBERT SHIFFLETT-MD	40 / 22	48	58	82.8
7. BRIAN SIMMONS-ME	23 / 43	54	74	73.0
8. JOHN KAPNIS-MA	41 / 29	51	66	77.3
9. DAVE LOUCKS-CA	42 / 23	44	56	78.6
10. CHARLIE WEBB-IL	42 / 28	64	78	82.1
11. STEVE WYRILL-CA	40 / 27	54	66	81.8
12. LARRY KNOP-IL	42 / 30	63	78	80.8
13. RICHARD PINTOR-CO	17 / 41	50	72	69.4
14. DON GREGSON-CA	34 / 45	47	70	67.1
15. WAYNE LUOMA-OH	44 / 24	50	72	69.4
16. PETER CLARK-WA	41 / 18	48	56	85.7
17. ART TYSON-NY	35 / 42	58	82	70.7
18. MIKE DIMARTINO-NY	41 / 33	59	74	79.7
19. LORAN COY-OH	40 / 31	58	76	76.3
20. DALE LIPOVSKY-MN	40 / 14	36	44	81.8
21. KEVIN CONE-IA	29 / 41	75	92	81.5
22. JIM KNISLEY-OH	40 / 34	61	76	80.3
23. ALAN FRANCIS-MO	40 / 36	52	66	78.8
24. ANDRE LeCLERC-QUE	42 / 38	45	64	70.3
25. ELDEN SARBAUGH-OH	41 / 20	51	66	77.3
26. CLIFFORD BAKER-IL	40 / 28	40	54	74.1
27. GLENN BURRIS-PA	38 / 42	48	66	70.6
28. JOHN BOGARDUS-NY	30 / 40	59	78	75.6
29. PHILIP FLESHMAN-MD	31 / 42	63	84	75.0
30. WALTER RAY WILLIAMS, JR.-	25 / 42	35	50	70.0
31. RICK DALE-WV	43 / 10	43	48	89.6

WINS- 19 LOSSES- 12 POINTS -1100 1573 2060 76.4

8. PHILIP FLESHMAN-MD

OPPONENT'S NAME	SCORE	R	SP	%
1. RON POWELL-KY	10 / 40	32	48	66.7
2. JOE SCHULTZ-NY	42 / 32	33	48	68.8
3. OSCAR MANNS-OH	39 / 42	53	74	71.6
4. STEPHEN KUHCZINSKI-PA	17 / 41	31	52	59.6
5. JOHN KAPNIS-MA	41 / 32	42	56	75.0
6. BRIAN SIMMONS-ME	40 / 16	32	46	69.6
7. ELBERT SHIFFLETT-MD	41 / 29	54	72	75.0
8. MARK SEIBOLD-IN	41 / 29	42	60	70.0
9. LARRY KNOP-IL	40 / 30	69	88	78.4
10. STEVE WYRILL-CA	42 / 10	29	38	76.3
11. CHARLIE WEBB-IL	40 / 37	92	108	85.2
12. DAVE LOUCKS-CA	43 / 21	44	56	78.6
13. PETER CLARK-WA	42 / 12	37	44	84.1
14. WAYNE LUOMA-OH	36 / 42	58	82	70.7
15. DON GREGSON-CA	36 / 42	48	72	66.7
16. RICHARD PINTOR-CO	40 / 32	49	68	72.1
17. DALE LIPOVSKY-MN	40 / 5	48	54	88.9
18. LORAN COY-OH	40 / 12	36	42	85.7
19. MIKE DIMARTINO-NY	42 / 25	65	76	85.5
20. ART TYSON-NY	41 / 32	74	90	82.2
21. ANDRE LeCLERC-QUE	42 / 28	87	102	85.3
22. ALAN FRANCIS-MO	16 / 40	65	80	81.3
23. JIM KNISLEY-OH	24 / 41	53	74	71.6
24. KEVIN CONE-IA	17 / 41	41	60	68.3
25. JOHN BOGARDUS-NY	39 / 40	59	74	79.7
26. GLENN BURRIS-PA	45 / 33	49	64	76.6
27. CLIFFORD BAKER-IL	39 / 41	48	66	72.7
28. ELDEN SARBAUGH-OH	28 / 40	33	52	63.5
29. CHARLIE MEREDITH-KY	42 / 31	67	84	79.8
30. RICK DALE-WV	32 / 42	36	58	62.1
31. WALTER RAY WILLIAMS, JR.-	22 / 42	52	74	70.3

WINS- 18 LOSSES- 13 POINTS -1099 1558 2062 75.6

9. ART TYSON-NY

OPPONENT'S NAME	SCORE	R	SP	%
1. PETER CLARK-WA	42 / 9	25	30	83.3
2. WAYNE LUOMA-OH	42 / 28	48	64	75.0
3. DON GREGSON-CA	41 / 9	41	46	89.1
4. RICHARD PINTOR-CO	41 / 33	59	76	77.6
5. LARRY KNOP-IL	41 / 9	29	34	82.4
6. STEVE WYRILL-CA	40 / 28	45	62	72.6
7. CHARLIE WEBB-IL	40 / 26	69	80	86.3
8. DAVE LOUCKS-CA	40 / 32	46	70	65.7
9. JOHN KAPNIS-MA	41 / 28	61	76	80.3
10. BRIAN SIMMONS-ME	25 / 41	51	72	70.8
11. ELBERT SHIFFLETT-MD	37 / 40	47	72	65.3
12. MARK SEIBOLD-IN	40 / 31	72	88	81.8
13. RON POWELL-KY	35 / 40	55	74	74.3
14. JOE SCHULTZ-NY	42 / 15	63	74	85.1
15. OSCAR MANNS-OH	45 / 25	31	48	64.6
16. STEPHEN KUCHCINSKI-PA	42 / 35	54	76	71.1
17. CHARLIE MEREDITH-KY	42 / 35	58	82	70.7
18. RICK CALE-WV	41 / 24	47	60	76.3
19. WALTER RAY WILLIAMS, JR.-	5 / 40	38	54	70.4
20. PHILIP FLESHMAN-MD	32 / 41	70	90	77.8
21. JOHN BOGARDUS-NY	28 / 41	52	72	72.2
22. GLENN BURRIS-PA	40 / 24	38	48	79.2
23. CLIFFORD BAKER-IL	41 / 26	67	80	83.8
24. ELDEN SARBAUGH-OH	7 / 40	25	44	56.8
25. ANDRE LeCLERC-QUE	15 / 42	30	46	65.2
26. ALAN FRANCIS-MO	9 / 40	25	40	62.5
27. JIM KNISLEY-OH	39 / 40	56	74	75.7
28. KEVIN CONE-IA	25 / 45	49	70	70.0
29. DALE LIPOVSKY-MN	44 / 22	58	70	82.9
30. LORAN COY-OH	15 / 42	34	60	56.7
31. MIKE DIMARTINO-NY	12 / 40	0	0	0.0

WINS- 18 LOSSES- 13 POINTS -1029 1442 1932 74.6

10. MIKE DIMARTINO-NY

OPPONENT'S NAME	SCORE	R	SP	%
1. WAYNE LUOMA-OH	42 / 10	46	56	82.1
2. PETER CLARK-WA	41 / 28	60	76	78.9
3. RICHARD PINTOR-CO	40 / 39	58	90	75.6
4. DON GREGSON-CA	24 / 40	49	66	74.2
5. STEVE WYRILL-CA	42 / 4	36	42	85.7
6. LARRY KNOP-IL	43 / 7	48	58	82.8
7. DAVE LOUCKS-CA	43 / 10	34	44	77.3
8. CHARLIE WEBB-IL	40 / 23	54	66	81.8
9. BRIAN SIMMONS-ME	27 / 40	51	66	77.3
10. JOHN KAPNIS-MA	42 / 32	61	76	80.3
11. MARK SEIBOLD-IN	42 / 25	48	60	80.0
12. ELBERT SHIFFLETT-MD	40 / 20	46	60	76.7
13. JOE SCHULTZ-NY	41 / 31	58	74	78.4
14. RON POWELL-KY	40 / 24	47	56	83.9
15. STEPHEN KUCHCINSKI-PA	42 / 8	34	42	81.0
16. OSCAR MANNS-OH	16 / 40	38	56	67.9
17. RICK CALE-WV	27 / 41	71	94	75.5
18. CHARLIE MEREDITH-KY	33 / 41	57	74	77.0
19. PHILIP FLESHMAN-MD	25 / 42	59	76	77.6
20. WALTER RAY WILLIAMS, JR.-	24 / 42	52	70	74.3
21. GLENN BURRIS-PA	34 / 42	51	66	77.3
22. JOHN BOGARDUS-NY	28 / 40	58	76	76.3
23. ELDEN SARBAUGH-OH	40 / 34	49	66	74.2
24. CLIFFORD BAKER-IL	40 / 23	61	76	80.3
25. ALAN FRANCIS-MO	7 / 40	21	38	55.3
26. ANDRE LeCLERC-QUE	38 / 40	45	64	70.3
27. KEVIN CONE-IA	39 / 42	92	108	85.2
28. JIM KNISLEY-OH	28 / 45	50	70	71.4
29. LORAN COY-OH	44 / 26	65	78	83.3
30. DALE LIPOVSKY-MN	20 / 40	38	56	67.9
31. ART TYSON-NY	40 / 12	34	46	73.9

WINS- 17 LOSSES- 14 POINTS -1072 1581 2046 77.3

11. JOHN KAPNIS-MA

OPPONENT'S NAME	SCORE	R	SP	%
1. ELDEN SARBAUGH-OH	42 / 15	47	56	83.9
2. CLIFFORD BAKER-IL	41 / 34	67	82	81.7
3. GLENN BURRIS-PA	42 / 27	76	96	79.2
4. JOHN BOGARDUS-NY	37 / 41	68	86	78.7
5. PHILIP FLESHMAN-MD	32 / 41	39	56	69.6
6. WALTER RAY WILLIAMS, JR.-	40 / 38	66	88	75.0
7. RICK CALE-WV	7 / 40	15	30	50.0
8. CHARLIE MEREDITH-KY	29 / 41	47	66	71.2
9. ART TYSON-NY	28 / 41	56	76	73.7
10. MIKE DIMARTINO-NY	32 / 42	56	76	73.7
11. LORAN COY-OH	17 / 40	21	40	52.5
12. DALE LIPOVSKY-MN	21 / 42	47	64	73.4
13. KEVIN CONE-IA	42 / 21	72	82	87.8
14. JIM KNISLEY-OH	36 / 41	70	90	77.8
15. ALAN FRANCIS-MO	18 / 41	42	62	67.7
16. ANDRE LeCLERC-QUE	41 / 20	46	58	79.3
17. DAVE LOUCKS-CA	41 / 8	31	38	81.6
18. CHARLIE WEBB-IL	28 / 41	43	62	69.4
19. STEVE WYRILL-CA	43 / 33	65	84	77.4
20. LARRY KNOP-IL	41 / 15	47	54	87.0
21. RICHARD PINTOR-CO	40 / 16	58	66	87.9
22. DON GREGSON-CA	38 / 42	48	64	75.0
23. WAYNE LUOMA-OH	40 / 10	36	44	81.8
24. PETER CLARK-WA	42 / 1	21	24	87.5
25. STEPHEN KUCHCINSKI-PA	42 / 22	47	58	81.0
26. OSCAR MANNS-OH	33 / 41	40	60	66.7
27. JOE SCHULTZ-NY	40 / 5	32	36	88.9
28. RON POWELL-KY	28 / 45	50	68	73.5
29. MARK SEIBOLD-IN	40 / 6	38	42	90.5
30. ELBERT SHIFFLETT-MD	42 / 7	40	44	90.9
31. BRIAN SIMMONS-ME	45 / 27	54	68	79.4

WINS- 17 LOSSES- 14 POINTS -1088 1483 1920 77.2

12. BRIAN SIMMONS-ME

OPPONENT'S NAME	SCORE	R	SP	%
1. CLIFFORD BAKER-IL	40 / 25	45	58	77.6
2. ELDEN SARBAUGH-OH	40 / 25	37	54	68.5
3. JOHN BOGARDUS-NY	41 / 32	62	82	75.6
4. GLENN BURRIS-PA	39 / 41	44	64	68.8
5. WALTER RAY WILLIAMS, JR.-	20 / 40	49	66	74.2
6. PHILIP FLESHMAN-MD	16 / 40	24	46	52.2
7. CHARLIE MEREDITH-KY	43 / 23	60	74	81.1
8. RICK CALE-WV	41 / 30	61	80	76.3
9. MIKE DIMARTINO-NY	40 / 27	55	66	83.3
10. ART TYSON-NY	41 / 25	57	72	79.2
11. DALE LIPOVSKY-MN	16 / 43	43	62	69.4
12. LORAN COY-OH	42 / 23	40	50	80.0
13. JIM KNISLEY-OH	11 / 41	31	48	64.6
14. KEVIN CONE-IA	34 / 42	76	94	80.9
15. ANDRE LeCLERC-QUE	42 / 36	81	100	81.0
16. ALAN FRANCIS-MO	41 / 24	49	60	81.7
17. CHARLIE WEBB-IL	14 / 44	31	50	62.0
18. DAVE LOUCKS-CA	45 / 14	33	46	71.7
19. LARRY KNOP-IL	18 / 44	32	54	59.3
20. STEVE WYRILL-CA	15 / 42	27	44	61.4
21. DON GREGSON-CA	24 / 41	42	60	70.0
22. RICHARD PINTOR-CO	33 / 42	37	52	71.2
23. PETER CLARK-WA	45 / 21	35	48	72.9
24. WAYNE LUOMA-OH	42 / 19	34	46	73.9
25. OSCAR MANNS-OH	41 / 34	59	74	79.7
26. STEPHEN KUCHCINSKI-PA	41 / 23	47	58	81.0
27. RON POWELL-KY	30 / 42	59	78	75.6
28. JOE SCHULTZ-NY	41 / 36	50	72	69.4
29. ELBERT SHIFFLETT-MD	40 / 10	31	42	73.8
30. MARK SEIBOLD-IN	37 / 42	44	64	68.8
31. JOHN KAPNIS-MA	27 / 45	47	68	69.1

WINS- 17 LOSSES- 14 POINTS -1040 1422 1932 73.6

13. JOE SCHULTZ-NY

OPPONENT'S NAME	SCORE	R	SP	%
1. WALTER RAY WILLIAMS, JR.-	41 / 33	43	62	69.4
2. PHILIP FLESHMAN-MD	32 / 42	30	48	62.5
3. CHARLIE MEREDITH-KY	8 / 41	33	50	66.0
4. RICK CALE-WV	40 / 37	58	74	78.4
5. CLIFFORD BAKER-IL	42 / 33	50	68	73.5
6. ELDEN BARBAUGH-OH	28 / 42	59	76	77.6
7. JOHN BOGARDUS-NY	42 / 31	47	62	75.8
8. GLENN BURRIS-PA	20 / 43	42	68	61.8
9. JIM KNISLEY-OH	28 / 42	43	60	71.7
10. KEVIN CONE-IA	25 / 41	45	62	72.6
11. ANDRE LeCLERC-QUE	7 / 42	18	36	50.0
12. ALAN FRANCIS-MD	45 / 27	58	70	82.9
13. MIKE DIMARTINO-NY	31 / 41	54	74	73.0
14. ART TYSON-NY	15 / 42	56	74	75.7
15. DALE LIPOVSKY-MN	40 / 30	38	50	63.3
16. LORAN COY-OH	32 / 45	48	68	70.6
17. DON GREGGSON-CA	41 / 22	53	72	73.6
18. RICHARD PINTOR-CO	34 / 40	44	66	66.7
19. PETER CLARK-WA	20 / 41	40	58	69.0
20. WAYNE LUOMA-OH	40 / 29	55	68	80.9
21. CHARLIE WEBB-IL	40 / 27	55	74	74.3
22. DAVE LOUCKS-CA	40 / 11	26	36	77.8
23. LARRY KNOP-IL	40 / 24	65	76	85.5
24. STEVE WYRILL-CA	40 / 33	45	66	68.2
25. ELBERT SHIFFLETT-MD	40 / 18	42	52	80.8
26. MARK SEIBOLD-IN	40 / 29	55	68	80.9
27. JOHN KAPNIS-MA	5 / 40	20	36	55.6
28. BRIAN SIMMONS-ME	36 / 41	49	72	68.1
29. OSCAR MANNS-OH	42 / 30	50	68	73.5
30. STEPHEN KUCHCINSKI-PA	41 / 28	51	68	75.0
31. RON POWELL-KY	42 / 31	69	84	82.1

WINS- 17 LOSSES- 14 POINTS -1017 1443 1976 73.0

14. RON POWELL-KY

OPPONENT'S NAME	SCORE	R	SP	%
1. PHILIP FLESHMAN-MD	40 / 10	42	48	87.5
2. WALTER RAY WILLIAMS, JR.-	40 / 13	43	54	79.6
3. RICK CALE-WV	34 / 42	47	62	75.8
4. CHARLIE MEREDITH-KY	41 / 32	59	74	79.7
5. ELDEN BARBAUGH-OH	40 / 24	50	64	78.1
6. CLIFFORD BAKER-IL	23 / 40	34	50	68.0
7. GLENN BURRIS-PA	44 / 33	56	74	75.7
8. JOHN BOGARDUS-NY	32 / 40	57	80	71.3
9. KEVIN CONE-IA	13 / 40	29	46	63.0
10. JIM KNISLEY-OH	12 / 40	31	46	67.4
11. ALAN FRANCIS-MD	28 / 41	60	80	75.0
12. ANDRE LeCLERC-QUE	18 / 40	47	64	73.4
13. ART TYSON-NY	40 / 35	57	74	77.0
14. MIKE DIMARTINO-NY	24 / 40	42	56	75.0
15. LORAN COY-OH	18 / 41	29	48	60.4
16. DALE LIPOVSKY-MN	27 / 40	52	70	74.3
17. RICHARD PINTOR-CO	41 / 19	73	88	83.0
18. DON GREGGSON-CA	44 / 20	60	74	81.1
19. WAYNE LUOMA-OH	43 / 23	55	68	80.9
20. PETER CLARK-WA	40 / 11	45	54	83.3
21. DAVE LOUCKS-CA	42 / 6	33	40	82.5
22. CHARLIE WEBB-IL	40 / 25	51	68	75.0
23. STEVE WYRILL-CA	18 / 42	33	54	61.1
24. LARRY KNOP-IL	30 / 42	45	62	72.6
25. MARK SEIBOLD-IN	25 / 41	66	86	76.7
26. ELBERT SHIFFLETT-MD	42 / 22	51	62	82.3
27. BRIAN SIMMONS-ME	42 / 30	63	78	80.8
28. JOHN KAPNIS-MA	45 / 28	55	68	80.9
29. STEPHEN KUCHCINSKI-PA	39 / 40	57	74	77.0
30. OSCAR MANNS-OH	40 / 15	49	60	81.7
31. JOE SCHULTZ-NY	31 / 42	66	84	78.6

WINS- 16 LOSSES- 15 POINTS -1036 1537 2010 76.5

15. RICHARD PINTOR-CO

OPPONENT'S NAME	SCORE	R	SP	%
1. DALE LIPOVSKY-MN	26 / 41	45	66	68.2
2. LORAN COY-OH	42 / 36	47	66	71.2
3. MIKE DIMARTINO-NY	39 / 40	68	90	75.6
4. ART TYSON-NY	33 / 41	56	76	73.7
5. ANDRE LeCLERC-QUE	10 / 40	21	42	50.0
6. ALAN FRANCIS-MD	17 / 40	30	50	60.0
7. JIM KNISLEY-OH	44 / 38	46	64	71.9
8. KEVIN CONE-IA	13 / 43	28	44	63.6
9. JOHN BOGARDUS-NY	41 / 29	41	56	73.2
10. GLENN BURRIS-PA	40 / 32	36	50	72.0
11. CLIFFORD BAKER-IL	42 / 22	60	74	81.1
12. ELDEN BARBAUGH-OH	40 / 32	42	58	72.4
13. CHARLIE MEREDITH-KY	41 / 17	59	72	81.9
14. RICK CALE-WV	41 / 20	48	62	77.4
15. WALTER RAY WILLIAMS, JR.-	22 / 40	40	66	60.6
16. PHILIP FLESHMAN-MD	32 / 40	48	68	70.6
17. RON POWELL-KY	19 / 41	67	88	76.1
18. JOE SCHULTZ-NY	40 / 34	46	66	69.7
19. OSCAR MANNS-OH	40 / 24	37	48	77.1
20. STEPHEN KUCHCINSKI-PA	11 / 42	30	48	62.5
21. JOHN KAPNIS-MA	16 / 40	50	66	75.8
22. BRIAN SIMMONS-ME	42 / 33	40	52	76.9
23. ELBERT SHIFFLETT-MD	27 / 40	31	54	57.4
24. MARK SEIBOLD-IN	40 / 22	44	54	81.5
25. LARRY KNOP-IL	34 / 42	62	84	73.8
26. STEVE WYRILL-CA	44 / 30	41	56	73.2
27. CHARLIE WEBB-IL	28 / 42	51	72	70.8
28. DAVE LOUCKS-CA	41 / 29	42	56	75.0
29. PETER CLARK-WA	40 / 37	44	64	68.8
30. WAYNE LUOMA-OH	42 / 10	36	46	78.3
31. DON GREGGSON-CA	35 / 40	51	72	70.6

WINS- 16 LOSSES- 15 POINTS -1022 1387 1930 71.9

16. STEVE WYRILL-CA

OPPONENT'S NAME	SCORE	R	SP	%
1. JIM KNISLEY-OH	34 / 40	52	68	76.5
2. KEVIN CONE-IA	21 / 41	46	64	71.9
3. ANDRE LeCLERC-QUE	21 / 41	29	48	60.4
4. ALAN FRANCIS-MD	18 / 40	36	56	64.3
5. MIKE DIMARTINO-NY	4 / 42	24	42	57.1
6. ART TYSON-NY	28 / 40	43	62	69.4
7. DALE LIPOVSKY-MN	45 / 28	35	48	72.9
8. LORAN COY-OH	40 / 27	54	76	71.1
9. WALTER RAY WILLIAMS, JR.-	11 / 40	34	52	65.4
10. PHILIP FLESHMAN-MD	10 / 42	19	38	50.0
11. CHARLIE MEREDITH-KY	27 / 40	49	66	74.2
12. RICK CALE-WV	31 / 40	49	74	66.2
13. CLIFFORD BAKER-IL	34 / 41	38	64	59.4
14. ELDEN BARBAUGH-OH	40 / 34	52	70	74.3
15. JOHN BOGARDUS-NY	40 / 38	55	72	76.4
16. GLENN BURRIS-PA	40 / 16	44	58	75.9
17. ELBERT SHIFFLETT-MD	43 / 17	46	56	82.1
18. MARK SEIBOLD-IN	21 / 44	37	54	68.5
19. JOHN KAPNIS-MA	33 / 43	62	84	73.8
20. BRIAN SIMMONS-ME	42 / 15	35	44	79.5
21. OSCAR MANNS-OH	40 / 13	35	48	72.9
22. STEPHEN KUCHCINSKI-PA	40 / 22	66	80	82.5
23. RON POWELL-KY	42 / 18	41	54	75.9
24. JOE SCHULTZ-NY	33 / 40	44	66	66.7
25. DON GREGGSON-CA	42 / 25	44	58	75.9
26. RICHARD PINTOR-CO	30 / 44	36	56	64.3
27. PETER CLARK-WA	16 / 44	36	54	66.7
28. WAYNE LUOMA-OH	38 / 8	36	42	85.7
29. CHARLIE WEBB-IL	42 / 24	57	72	79.2
30. DAVE LOUCKS-CA	42 / 23	50	68	73.5
31. LARRY KNOP-IL	40 / 25	43	56	76.8

WINS- 15 LOSSES- 16 POINTS - 988 1327 1850 71.7

17. MARK SEIBOLD-IN

OPPONENT'S NAME	SCORE	R	SP	%
1. JOHN BOGARDUS-NY	21 / 40	29	46	63.0
2. GLENN BURRIS-PA	40 / 23	37	50	74.0
3. CLIFFORD BAKER-IL	34 / 45	66	88	75.0
4. ELDEN SARBAUGH-OH	21 / 41	50	68	73.5
5. CHARLIE MEREDITH-KY	40 / 18	46	58	79.3
6. RICK CALE-WV	43 / 19	45	56	80.4
7. WALTER RAY WILLIAMS, JR.-	21 / 40	42	60	70.0
8. PHILIP FLESHMAN-MD	29 / 41	38	60	63.3
9. DALE LIPOVSKY-MN	12 / 40	21	38	55.3
10. LORAN COY-OH	42 / 32	41	60	68.3
11. MIKE DIMARTINO-NY	25 / 42	43	60	71.7
12. ART TYSON-NY	31 / 40	67	88	76.1
13. ANDRE LeCLERC-QUE	37 / 41	67	86	77.9
14. ALAN FRANCIS-MO	30 / 44	68	92	73.9
15. JIM KNISLEY-OH	14 / 40	17	34	50.0
16. KEVIN CONE-IA	15 / 42	30	48	62.5
17. LARRY KNOP-IL	39 / 41	78	98	79.6
18. STEVE WYRILL-CA	44 / 21	44	54	81.5
19. CHARLIE WEBB-IL	41 / 37	64	84	76.2
20. DAVE LOUCKS-CA	44 / 3	20	24	83.3
21. PETER CLARK-WA	42 / 18	39	54	72.2
22. WAYNE LUOMA-OH	40 / 28	44	58	75.9
23. DON GREGGSON-CA	42 / 31	49	68	72.1
24. RICHARD PINTOR-CO	22 / 40	38	54	70.4
25. RON POWELL-KY	41 / 25	72	86	83.7
26. JOE SCHULTZ-NY	29 / 40	51	68	75.0
27. OSCAR MANNS-OH	38 / 41	49	70	70.0
28. STEPHEN KUCHCINSKI-PA	40 / 19	47	58	81.0
29. JOHN KAPNIS-MA	6 / 40	27	42	64.3
30. BRIAN SIMMONS-ME	42 / 37	47	64	73.4
31. ELBERT SHIFFLETT-MD	42 / 18	34	46	73.9

WINS- 14 LOSSES- 17 POINTS -1007 1410 1920 73.4

18. LORAN COY-OH

OPPONENT'S NAME	SCORE	R	SP	%
1. DON GREGGSON-CA	42 / 19	41	54	75.9
2. RICHARD PINTOR-CO	36 / 42	45	66	68.2
3. PETER CLARK-WA	40 / 19	36	50	72.0
4. WAYNE LUOMA-OH	42 / 29	44	62	71.0
5. CHARLIE WEBB-IL	40 / 9	54	58	93.1
6. DAVE LOUCKS-CA	44 / 20	65	80	81.3
7. LARRY KNOP-IL	41 / 12	33	42	78.6
8. STEVE WYRILL-CA	27 / 40	49	76	64.5
9. ELBERT SHIFFLETT-MD	41 / 16	45	54	83.3
10. MARK SEIBOLD-IN	32 / 42	37	60	61.7
11. JOHN KAPNIS-MA	40 / 17	29	40	72.5
12. BRIAN SIMMONS-ME	23 / 42	33	50	66.0
13. OSCAR MANNS-OH	40 / 32	54	70	77.1
14. STEPHEN KUCHCINSKI-PA	35 / 40	65	84	77.4
15. RON POWELL-KY	41 / 18	37	48	77.1
16. JOE SCHULTZ-NY	45 / 32	52	68	76.5
17. WALTER RAY WILLIAMS, JR.-	27 / 40	58	74	78.4
18. PHILIP FLESHMAN-MD	12 / 40	27	42	64.3
19. CHARLIE MEREDITH-KY	31 / 40	53	76	69.7
20. RICK CALE-WV	42 / 25	51	68	75.0
21. CLIFFORD BAKER-IL	27 / 42	53	78	67.9
22. ELDEN SARBAUGH-OH	40 / 7	42	54	77.8
23. JOHN BOGARDUS-NY	16 / 43	45	66	68.2
24. GLENN BURRIS-PA	20 / 41	42	64	65.6
25. JIM KNISLEY-OH	21 / 44	40	60	66.7
26. KEVIN CONE-IA	20 / 40	33	50	66.0
27. ANDRE LeCLERC-QUE	15 / 42	37	58	63.8
28. ALAN FRANCIS-MO	22 / 42	49	70	70.0
29. MIKE DIMARTINO-NY	26 / 44	59	78	75.6
30. ART TYSON-NY	42 / 15	42	60	70.0
31. DALE LIPOVSKY-MN	36 / 42	48	62	77.4

WINS- 14 LOSSES- 17 POINTS -1006 1398 1922 72.7

19. RICK CALE-WV

OPPONENT'S NAME	SCORE	R	SP	%
1. OSCAR MANNS-OH	12 / 42	30	50	60.0
2. STEPHEN KUCHCINSKI-PA	28 / 40	52	78	66.7
3. RON POWELL-KY	42 / 34	50	62	80.6
4. JOE SCHULTZ-NY	37 / 40	56	74	75.7
5. ELBERT SHIFFLETT-MD	40 / 25	43	60	71.7
6. MARK SEIBOLD-IN	19 / 43	36	56	64.3
7. JOHN KAPNIS-MA	40 / 7	26	30	86.7
8. BRIAN SIMMONS-ME	30 / 41	58	80	72.5
9. CHARLIE WEBB-IL	41 / 22	46	62	74.2
10. DAVE LOUCKS-CA	45 / 12	42	46	91.3
11. LARRY KNOP-IL	36 / 41	60	84	71.4
12. STEVE WYRILL-CA	40 / 31	50	74	67.6
13. DON GREGGSON-CA	44 / 20	45	58	77.6
14. RICHARD PINTOR-CO	20 / 41	41	62	66.1
15. PETER CLARK-WA	40 / 32	46	64	71.9
16. WAYNE LUOMA-OH	41 / 28	45	62	72.6
17. MIKE DIMARTINO-NY	41 / 27	77	94	81.9
18. ART TYSON-NY	24 / 41	41	60	68.3
19. DALE LIPOVSKY-MN	42 / 11	42	48	87.5
20. LORAN COY-OH	25 / 42	45	68	66.2
21. JIM KNISLEY-OH	18 / 40	41	62	66.1
22. KEVIN CONE-IA	14 / 40	44	60	73.3
23. ANDRE LeCLERC-QUE	30 / 40	44	64	68.8
24. ALAN FRANCIS-MO	18 / 40	50	68	73.5
25. CLIFFORD BAKER-IL	42 / 22	52	66	78.8
26. ELDEN SARBAUGH-OH	12 / 42	38	54	70.4
27. JOHN BOGARDUS-NY	36 / 40	55	78	70.5
28. GLENN BURRIS-PA	40 / 17	35	44	79.5
29. WALTER RAY WILLIAMS, JR.-	3 / 40	15	32	46.9
30. PHILIP FLESHMAN-MD	42 / 32	38	58	65.5
31. CHARLIE MEREDITH-KY	10 / 43	32	48	66.7

WINS- 14 LOSSES- 17 POINTS - 952 1375 1906 72.1

20. ELDEN SARBAUGH-OH

OPPONENT'S NAME	SCORE	R	SP	%
1. JOHN KAPNIS-MA	15 / 42	39	56	69.6
2. BRIAN SIMMONS-ME	25 / 40	32	54	59.3
3. ELBERT SHIFFLETT-MD	18 / 41	51	74	68.9
4. MARK SEIBOLD-IN	41 / 21	55	68	80.9
5. RON POWELL-KY	24 / 40	46	64	71.9
6. JOE SCHULTZ-NY	42 / 28	63	76	82.9
7. OSCAR MANNS-OH	40 / 10	42	50	84.0
8. STEPHEN KUCHCINSKI-PA	42 / 26	43	58	74.1
9. PETER CLARK-WA	22 / 40	51	70	72.9
10. WAYNE LUOMA-OH	42 / 33	38	54	70.4
11. DON GREGGSON-CA	40 / 25	45	56	80.4
12. RICHARD PINTOR-CO	32 / 40	40	58	69.0
13. LARRY KNOP-IL	40 / 35	49	72	68.1
14. STEVE WYRILL-CA	34 / 40	49	70	70.0
15. CHARLIE WEBB-IL	41 / 23	49	62	79.0
16. DAVE LOUCKS-CA	42 / 5	26	38	68.4
17. ANDRE LeCLERC-QUE	41 / 26	34	46	73.9
18. ALAN FRANCIS-MO	11 / 40	39	56	69.6
19. JIM KNISLEY-OH	35 / 40	39	56	69.6
20. KEVIN CONE-IA	7 / 43	37	56	66.1
21. DALE LIPOVSKY-MN	41 / 25	32	48	66.7
22. LORAN COY-OH	7 / 40	33	54	61.1
23. MIKE DIMARTINO-NY	34 / 40	48	66	72.7
24. ART TYSON-NY	40 / 7	37	44	84.1
25. CHARLIE MEREDITH-KY	20 / 41	45	66	68.2
26. RICK CALE-WV	42 / 12	47	54	87.0
27. WALTER RAY WILLIAMS, JR.-	15 / 42	27	44	61.4
28. PHILIP FLESHMAN-MD	40 / 28	38	52	73.1
29. JOHN BOGARDUS-NY	11 / 45	45	62	72.6
30. GLENN BURRIS-PA	19 / 41	34	52	65.4
31. CLIFFORD BAKER-IL	18 / 42	45	64	70.3

WINS- 14 LOSSES- 17 POINTS - 921 1298 1800 72.1

21. DON GREGSON-CA

OPPONENT'S NAME	SCORE	R	SP	%
1. LORAN COY-OH	19 / 42	34	54	63.0
2. DALE LIPOVSKY-MN	40 / 36	53	72	73.6
3. ART TYSON-NY	9 / 41	31	46	67.4
4. MIKE DIMARTINO-NY	40 / 24	53	66	80.3
5. ALAN FRANCIS-MO	10 / 42	21	36	58.3
6. ANDRE LeCLERC-QUE	15 / 40	29	46	63.0
7. KEVIN CONE-IA	24 / 40	43	62	69.4
8. JIM KNISLEY-OH	24 / 41	49	66	74.2
9. GLENN BURRIS-PA	40 / 19	53	64	82.8
10. JOHN BOGARDUS-NY	29 / 40	35	54	64.8
11. ELDEN SARBAUGH-OH	25 / 40	40	56	71.4
12. CLIFFORD BAKER-IL	41 / 23	38	50	76.0
13. RICK CALE-WV	20 / 44	38	58	65.5
14. CHARLIE MEREDITH-KY	45 / 34	52	70	74.3
15. PHILIP FLESHMAN-MD	42 / 36	51	72	70.8
16. WALTER RAY WILLIAMS, JR.-	13 / 41	34	52	65.4
17. JOE SCHULTZ-NY	22 / 41	48	72	66.7
18. RON POWELL-KY	20 / 44	53	74	71.6
19. STEPHEN KUCHCINSKI-PA	31 / 42	45	64	70.3
20. OSCAR MANNS-OH	40 / 23	40	54	74.1
21. BRIAN SIMMONS-ME	41 / 24	48	60	80.0
22. JOHN KAPNIS-MA	42 / 38	50	64	78.1
23. MARK SEIBOLD-IN	31 / 42	46	68	67.6
24. ELBERT SHIFFLETT-MD	25 / 40	33	50	66.0
25. STEVE WYRILL-CA	25 / 42	39	58	67.2
26. LARRY KNOP-IL	16 / 40	30	48	62.5
27. DAVE LOUCKS-CA	41 / 21	34	48	70.8
28. CHARLIE WEBB-IL	41 / 9	36	44	81.8
29. WAYNE LUOMA-OH	44 / 17	31	42	73.8
30. PETER CLARK-WA	42 / 20	37	52	71.2
31. RICHARD PINTOR-CO	40 / 35	52	72	72.2

WINS- 14 LOSSES- 17 POINTS - 937 1276 1794 71.1

22. OSCAR MANNS-OH

OPPONENT'S NAME	SCORE	R	SP	%
1. RICK CALE-WV	42 / 12	40	50	80.0
2. CHARLIE MEREDITH-KY	42 / 7	43	52	82.7
3. PHILIP FLESHMAN-MD	42 / 39	52	74	70.3
4. WALTER RAY WILLIAMS, JR.-	42 / 38	43	66	65.2
5. GLENN BURRIS-PA	44 / 28	55	72	76.4
6. JOHN BOGARDUS-NY	32 / 42	43	62	69.4
7. ELDEN SARBAUGH-OH	10 / 40	33	50	66.0
8. CLIFFORD BAKER-IL	25 / 42	33	56	58.9
9. ALAN FRANCIS-MO	26 / 41	77	98	78.6
10. ANDRE LeCLERC-QUE	40 / 38	51	70	72.9
11. KEVIN CONE-IA	28 / 41	52	68	76.5
12. JIM KNISLEY-OH	17 / 40	50	68	73.5
13. LORAN COY-OH	32 / 40	52	70	74.3
14. DALE LIPOVSKY-MN	42 / 38	50	68	73.5
15. ART TYSON-NY	25 / 45	24	48	50.0
16. MIKE DIMARTINO-NY	40 / 16	45	56	80.4
17. WAYNE LUOMA-OH	42 / 23	43	60	71.7
18. PETER CLARK-WA	24 / 40	39	60	65.0
19. RICHARD PINTOR-CO	24 / 40	31	48	64.6
20. DON GREGSON-CA	23 / 40	34	54	63.0
21. STEVE WYRILL-CA	13 / 40	26	48	54.2
22. LARRY KNOP-IL	20 / 42	42	62	67.7
23. DAVE LOUCKS-CA	41 / 36	44	64	68.8
24. CHARLIE WEBB-IL	40 / 39	60	80	75.0
25. BRIAN SIMMONS-ME	34 / 41	57	74	77.0
26. JOHN KAPNIS-MA	41 / 33	43	60	71.7
27. MARK SEIBOLD-IN	41 / 38	51	70	72.9
28. ELBERT SHIFFLETT-MD	41 / 36	51	72	70.8
29. JOE SCHULTZ-NY	30 / 42	46	68	67.6
30. RON POWELL-KY	15 / 40	39	60	65.0
31. STEPHEN KUCHCINSKI-PA	36 / 41	53	76	69.7

WINS- 14 LOSSES- 17 POINTS - 994 1402 1984 70.7

23. STEPHEN KUCHCINSKI-PA

OPPONENT'S NAME	SCORE	R	SP	%
1. CHARLIE MEREDITH-KY	23 / 41	39	58	67.2
2. RICK CALE-WV	40 / 28	57	78	73.1
3. WALTER RAY WILLIAMS, JR.-	37 / 40	47	66	71.2
4. PHILIP FLESHMAN-MD	41 / 17	38	52	73.1
5. JOHN BOGARDUS-NY	7 / 41	25	42	59.5
6. GLENN BURRIS-PA	40 / 25	57	72	79.2
7. CLIFFORD BAKER-IL	41 / 16	37	46	80.4
8. ELDEN SARBAUGH-OH	26 / 42	38	58	65.5
9. ANDRE LeCLERC-QUE	23 / 40	39	56	69.6
10. ALAN FRANCIS-MO	40 / 30	64	78	82.1
11. JIM KNISLEY-OH	32 / 42	71	92	77.2
12. KEVIN CONE-IA	26 / 42	70	88	79.5
13. DALE LIPOVSKY-MN	34 / 40	43	62	69.4
14. LORAN COY-OH	40 / 35	66	84	78.6
15. MIKE DIMARTINO-NY	8 / 42	23	42	54.8
16. ART TYSON-NY	35 / 42	54	76	71.1
17. PETER CLARK-WA	41 / 23	38	50	76.0
18. WAYNE LUOMA-OH	27 / 45	48	68	70.6
19. DON GREGSON-CA	42 / 31	48	64	75.0
20. RICHARD PINTOR-CO	42 / 11	40	48	83.3
21. LARRY KNOP-IL	21 / 41	25	52	48.1
22. STEVE WYRILL-CA	22 / 40	61	80	76.3
23. CHARLIE WEBB-IL	41 / 15	49	64	76.6
24. DAVE LOUCKS-CA	42 / 27	35	50	70.0
25. JOHN KAPNIS-MA	22 / 42	41	58	70.7
26. BRIAN SIMMONS-ME	23 / 41	41	58	70.7
27. ELBERT SHIFFLETT-MD	32 / 42	48	66	72.7
28. MARK SEIBOLD-IN	19 / 40	41	58	70.7
29. RON POWELL-KY	40 / 39	57	74	77.0
30. JOE SCHULTZ-NY	28 / 41	47	68	69.1
31. OSCAR MANNS-OH	41 / 36	56	76	73.7

WINS- 13 LOSSES- 18 POINTS - 976 1443 1984 72.7

24. CLIFFORD BAKER-IL

OPPONENT'S NAME	SCORE	R	SP	%
1. BRIAN SIMMONS-ME	25 / 40	41	58	70.7
2. JOHN KAPNIS-MA	34 / 41	65	82	79.3
3. MARK SEIBOLD-IN	45 / 34	67	88	76.1
4. ELBERT SHIFFLETT-MD	41 / 9	48	58	82.8
5. JOE SCHULTZ-NY	33 / 42	49	68	72.1
6. RON POWELL-KY	40 / 23	40	50	80.0
7. STEPHEN KUCHCINSKI-PA	16 / 41	29	46	63.0
8. OSCAR MANNS-OH	42 / 25	39	56	69.6
9. WAYNE LUOMA-OH	40 / 33	60	80	75.0
10. PETER CLARK-WA	38 / 40	64	84	76.2
11. RICHARD PINTOR-CO	22 / 42	53	74	71.6
12. DON GREGSON-CA	23 / 41	32	50	64.0
13. STEVE WYRILL-CA	41 / 34	39	64	60.9
14. LARRY KNOP-IL	41 / 31	39	54	72.2
15. DAVE LOUCKS-CA	41 / 33	32	50	64.0
16. CHARLIE WEBB-IL	39 / 40	62	86	72.1
17. ALAN FRANCIS-MO	40 / 18	45	58	77.6
18. ANDRE LeCLERC-QUE	16 / 41	31	50	62.0
19. KEVIN CONE-IA	26 / 41	54	74	73.0
20. JIM KNISLEY-OH	13 / 41	33	52	63.5
21. LORAN COY-OH	42 / 27	59	78	75.6
22. DALE LIPOVSKY-MN	41 / 27	44	62	71.0
23. ART TYSON-NY	26 / 41	62	80	77.5
24. MIKE DIMARTINO-NY	23 / 40	56	76	73.7
25. RICK CALE-WV	22 / 42	45	66	68.2
26. CHARLIE MEREDITH-KY	28 / 40	36	54	66.7
27. PHILIP FLESHMAN-MD	41 / 39	49	66	74.2
28. WALTER RAY WILLIAMS, JR.-	15 / 41	34	52	65.4
29. GLENN BURRIS-PA	34 / 41	56	78	71.8
30. JOHN BOGARDUS-NY	39 / 42	64	86	74.4
31. ELDEN SARBAUGH-OH	42 / 18	52	64	81.3

WINS- 13 LOSSES- 18 POINTS - 1009 1479 2044 72.4

25. LARRY KNOP-IL

OPPONENT'S NAME	SCORE	R	SP	%
1. KEVIN CONE-IA	18 / 42	43	62	69.4
2. JIM KNISLEY-OH	9 / 41	23	40	57.5
3. ALAN FRANCIS-MO	18 / 40	32	52	61.5
4. ANDRE LeCLERC-QUE	23 / 42	24	40	60.0
5. ART TYSON-NY	9 / 41	18	34	52.9
6. MIKE DIMARTINO-NY	7 / 43	37	58	63.8
7. LORAN COY-OH	12 / 41	25	42	59.5
8. DALE LIPOVSKY-MN	40 / 39	56	84	66.7
9. PHILIP FLESHMAN-MD	30 / 40	67	88	76.1
10. WALTER RAY WILLIAMS, JR.-	35 / 40	56	76	73.7
11. RICK CALE-WV	41 / 36	60	84	71.4
12. CHARLIE MEREDITH-KY	30 / 42	59	78	75.6
13. ELDEN SARBAUGH-OH	35 / 40	47	72	65.3
14. CLIFFORD BAKER-IL	31 / 41	35	54	64.8
15. GLENN BURRIS-PA	42 / 19	43	56	76.8
16. JOHN BOGARDUS-NY	26 / 40	41	58	70.7
17. MARK SEIBOLD-IN	41 / 39	79	98	80.6
18. ELBERT SHIFFLETT-MD	38 / 41	55	74	74.3
19. BRIAN SIMMONS-ME	44 / 18	40	54	74.1
20. JOHN KAPNIS-MA	15 / 41	39	54	72.2
21. STEPHEN KUHCINSKI-PA	41 / 21	33	52	63.5
22. OSCAR MANNS-OH	42 / 20	49	62	79.0
23. JOE SCHULTZ-NY	24 / 40	60	76	78.9
24. RON POWELL-KY	42 / 30	50	62	80.6
25. RICHARD PINTOR-CO	42 / 34	62	84	73.8
26. DON GREGSON-CA	40 / 16	37	48	77.1
27. WAYNE LUOMA-OH	41 / 16	45	60	75.0
28. PETER CLARK-WA	39 / 42	51	76	67.1
29. DAVE LOUCKS-CA	42 / 1	26	28	92.9
30. CHARLIE WEBB-IL	42 / 36	60	78	76.9
31. STEVE WYRILL-CA	25 / 40	39	56	69.6

WINS- 13 LOSSES- 18 POINTS - 964 1391 1940 71.7

26. DALE LIPOVSKY-MN

OPPONENT'S NAME	SCORE	R	SP	%
1. RICHARD PINTOR-CO	41 / 26	49	66	74.2
2. DON GREGSON-CA	36 / 40	52	72	72.2
3. WAYNE LUOMA-OH	43 / 24	41	62	66.1
4. PETER CLARK-WA	44 / 16	46	58	79.3
5. DAVE LOUCKS-CA	39 / 40	60	84	71.4
6. CHARLIE WEBB-IL	20 / 43	43	62	69.4
7. STEVE WYRILL-CA	28 / 45	30	48	62.5
8. LARRY KNOP-IL	39 / 40	55	84	65.5
9. MARK SEIBOLD-IN	40 / 12	29	38	76.3
10. ELBERT SHIFFLETT-MD	41 / 16	40	52	76.9
11. BRIAN SIMMONS-ME	43 / 16	52	62	83.9
12. JOHN KAPNIS-MA	42 / 21	53	64	82.8
13. STEPHEN KUHCINSKI-PA	40 / 34	45	62	72.6
14. OSCAR MANNS-OH	38 / 42	49	68	72.1
15. JOE SCHULTZ-NY	30 / 40	37	60	61.7
16. RON POWELL-KY	40 / 27	55	70	78.6
17. PHILIP FLESHMAN-MD	5 / 40	36	54	66.7
18. WALTER RAY WILLIAMS, JR.-	24 / 41	53	72	73.6
19. RICK CALE-WV	11 / 42	31	48	64.6
20. CHARLIE MEREDITH-KY	14 / 40	27	44	61.4
21. ELDEN SARBAUGH-OH	25 / 41	28	48	58.3
22. CLIFFORD BAKER-IL	27 / 41	40	62	64.5
23. GLENN BURRIS-PA	27 / 42	41	60	68.3
24. JOHN BOGARDUS-NY	35 / 40	62	80	77.5
25. KEVIN CONE-IA	36 / 42	88	104	84.6
26. JIM KNISLEY-OH	27 / 40	53	70	75.7
27. ALAN FRANCIS-MO	11 / 41	50	68	73.5
28. ANDRE LeCLERC-QUE	41 / 10	40	46	87.0
29. ART TYSON-NY	22 / 44	51	70	72.9
30. MIKE DIMARTINO-NY	40 / 20	44	56	78.6
31. LORAN COY-OH	42 / 36	50	62	80.6

WINS- 12 LOSSES- 19 POINTS - 991 1430 1956 73.1

27. GLENN BURRIS-PA

OPPONENT'S NAME	SCORE	R	SP	%
1. ELBERT SHIFFLETT-MD	34 / 41	57	76	75.0
2. MARK SEIBOLD-IN	23 / 40	30	50	60.0
3. JOHN KAPNIS-MA	27 / 42	72	96	75.0
4. BRIAN SIMMONS-ME	41 / 39	45	64	70.3
5. OSCAR MANNS-OH	28 / 44	49	72	68.1
6. STEPHEN KUHCINSKI-PA	25 / 40	51	72	70.8
7. RON POWELL-KY	33 / 44	51	74	68.9
8. JOE SCHULTZ-NY	43 / 20	51	68	75.0
9. DON GREGSON-CA	19 / 40	47	64	73.4
10. RICHARD PINTOR-CO	32 / 40	33	50	66.0
11. PETER CLARK-WA	40 / 36	43	58	74.1
12. WAYNE LUOMA-OH	41 / 32	46	64	71.9
13. CHARLIE WEBB-IL	42 / 30	51	70	72.9
14. DAVE LOUCKS-CA	41 / 12	20	32	62.5
15. LARRY KNOP-IL	19 / 42	35	56	62.5
16. STEVE WYRILL-CA	16 / 40	38	58	65.5
17. JIM KNISLEY-OH	37 / 40	46	72	63.9
18. KEVIN CONE-IA	7 / 42	43	60	71.7
19. ANDRE LeCLERC-QUE	33 / 41	54	70	77.1
20. ALAN FRANCIS-MO	33 / 40	66	84	78.6
21. MIKE DIMARTINO-NY	42 / 34	54	66	81.8
22. ART TYSON-NY	24 / 40	33	48	68.8
23. DALE LIPOVSKY-MN	42 / 27	46	60	76.7
24. LORAN COY-OH	41 / 20	49	64	76.6
25. WALTER RAY WILLIAMS, JR.-	15 / 42	43	60	71.7
26. PHILIP FLESHMAN-MD	33 / 45	46	64	71.9
27. CHARLIE MEREDITH-KY	42 / 38	48	68	70.6
28. RICK CALE-WV	17 / 40	27	44	61.4
29. CLIFFORD BAKER-IL	41 / 34	58	78	74.4
30. ELDEN SARBAUGH-OH	41 / 19	40	52	76.9
31. JOHN BOGARDUS-NY	10 / 40	21	38	55.3

WINS- 12 LOSSES- 19 POINTS - 962 1393 1952 71.4

28. ELBERT SHIFFLETT-MD

OPPONENT'S NAME	SCORE	R	SP	%
1. GLENN BURRIS-PA	41 / 34	59	76	77.6
2. JOHN BOGARDUS-NY	44 / 28	47	62	75.8
3. ELDEN SARBAUGH-OH	41 / 18	57	74	77.0
4. CLIFFORD BAKER-IL	9 / 41	39	58	67.2
5. RICK CALE-WV	25 / 40	39	60	65.0
6. CHARLIE MEREDITH-KY	22 / 40	42	58	72.4
7. PHILIP FLESHMAN-MD	29 / 41	51	72	70.8
8. WALTER RAY WILLIAMS, JR.-	29 / 40	56	76	73.7
9. LORAN COY-OH	16 / 41	37	54	68.5
10. DALE LIPOVSKY-MN	16 / 41	33	52	63.5
11. ART TYSON-NY	40 / 37	49	72	68.1
12. MIKE DIMARTINO-NY	20 / 40	40	60	66.7
13. ALAN FRANCIS-MO	6 / 42	11	28	39.3
14. ANDRE LeCLERC-QUE	19 / 40	42	60	70.0
15. KEVIN CONE-IA	20 / 41	36	54	66.7
16. JIM KNISLEY-OH	3 / 40	17	32	53.1
17. STEVE WYRILL-CA	17 / 43	37	56	66.1
18. LARRY KNOP-IL	41 / 38	56	74	75.7
19. DAVE LOUCKS-CA	45 / 24	23	42	54.8
20. CHARLIE WEBB-IL	42 / 38	44	64	68.8
21. WAYNE LUOMA-OH	40 / 30	41	64	64.1
22. PETER CLARK-WA	42 / 19	50	64	78.1
23. RICHARD PINTOR-CO	40 / 27	35	54	64.8
24. DON GREGSON-CA	40 / 25	37	50	74.0
25. JOE SCHULTZ-NY	18 / 40	36	52	69.2
26. RON POWELL-KY	22 / 42	45	62	72.6
27. STEPHEN KUHCINSKI-PA	42 / 32	51	66	77.3
28. OSCAR MANNS-OH	36 / 41	50	72	69.4
29. BRIAN SIMMONS-ME	10 / 40	22	42	52.4
30. JOHN KAPNIS-MA	7 / 42	28	44	63.6
31. MARK SEIBOLD-IN	18 / 42	26	46	56.5

WINS- 12 LOSSES- 19 POINTS - 840 1236 1800 68.7

29. PETER CLARK-WA

OPPONENT'S NAME	SCORE	R	SP	%
1. ART TYSON-NY	9 / 42	13	30	43.3
2. MIKE DIMARTINO-NY	28 / 41	56	76	73.7
3. LORAN COY-OH	19 / 40	28	50	56.0
4. DALE LIPOVSKY-MN	16 / 44	36	58	62.1
5. KEVIN CONE-IA	9 / 44	40	60	66.7
6. JIM KNISLEY-OH	29 / 40	27	48	56.3
7. ALAN FRANCIS-MO	22 / 43	26	50	52.0
8. ANDRE LeCLERC-QUE	22 / 42	39	58	67.2
9. ELDEN SARBAUGH-OH	40 / 22	56	70	80.0
10. CLIFFORD BAKER-IL	40 / 38	66	84	78.6
11. GLENN BURRIS-PA	36 / 40	41	58	70.7
12. JOHN BOGARDUS-NY	10 / 40	35	52	67.3
13. PHILIP FLESHMAN-MD	12 / 42	27	44	61.4
14. WALTER RAY WILLIAMS, JR.-	34 / 44	65	84	77.4
15. RICK CALE-WV	32 / 40	44	64	68.8
16. CHARLIE MEREDITH-KY	18 / 41	41	56	73.2
17. STEPHEN KUCHCINSKI-PA	23 / 41	32	50	64.0
18. OSCAR MANNS-OH	40 / 24	44	60	73.3
19. JOE SCHULTZ-NY	41 / 20	47	58	81.0
20. RON POWELL-KY	11 / 40	36	54	66.7
21. MARK SEIBOLD-IN	18 / 42	31	54	57.4
22. ELBERT SHIFFLETT-MD	19 / 42	41	64	64.1
23. BRIAN SIMMONS-ME	21 / 45	29	48	60.4
24. JOHN KAPNIS-MA	1 / 42	7	24	29.2
25. DAVE LOUCKS-CA	42 / 20	33	50	66.0
26. CHARLIE WEBB-IL	40 / 38	35	56	62.5
27. STEVE WYRILL-CA	44 / 16	45	54	83.3
28. LARRY KNOP-IL	42 / 39	53	76	69.7
29. RICHARD PINTOR-CO	29 / 40	44	64	68.8
30. DON GREGSON-CA	20 / 42	30	52	57.7
31. WAYNE LUOMA-OH	21 / 42	24	42	57.1

WINS- 8 LOSSES- 23 POINTS - 796 1171 1748 67.0

30. CHARLIE WEBB-IL

OPPONENT'S NAME	SCORE	R	SP	%
1. ALAN FRANCIS-MO	21 / 42	44	66	66.7
2. ANDRE LeCLERC-QUE	28 / 43	68	86	79.1
3. KEVIN CONE-IA	21 / 42	49	68	72.1
4. JIM KNISLEY-OH	3 / 40	19	34	55.9
5. LORAN COY-OH	9 / 40	44	58	75.9
6. DALE LIPOVSKY-MN	43 / 20	51	62	82.3
7. ART TYSON-NY	26 / 40	64	80	80.0
8. MIKE DIMARTINO-NY	23 / 40	47	66	71.2
9. RICK CALE-WV	22 / 41	40	62	64.5
10. CHARLIE MEREDITH-KY	28 / 42	60	78	76.9
11. PHILIP FLESHMAN-MD	37 / 40	90	108	83.3
12. WALTER RAY WILLIAMS, JR.-	33 / 42	65	88	73.9
13. GLENN BURRIS-PA	30 / 42	48	70	68.6
14. JOHN BOGARDUS-NY	30 / 41	69	88	78.4
15. ELDEN SARBAUGH-OH	23 / 41	43	62	69.4
16. CLIFFORD BAKER-IL	40 / 39	63	86	73.3
17. BRIAN SIMMONS-ME	44 / 14	41	50	82.0
18. JOHN KAPNIS-MA	41 / 28	47	62	75.8
19. MARK SEIBOLD-IN	37 / 41	62	84	73.8
20. ELBERT SHIFFLETT-MD	38 / 42	42	64	65.6
21. JOE SCHULTZ-NY	27 / 40	50	74	67.6
22. RON POWELL-KY	25 / 40	47	68	69.1
23. STEPHEN KUCHCINSKI-PA	15 / 41	41	64	64.1
24. OSCAR MANNS-OH	39 / 40	60	80	75.0
25. WAYNE LUOMA-OH	44 / 35	65	90	72.2
26. PETER CLARK-WA	38 / 40	32	56	57.1
27. RICHARD PINTOR-CO	42 / 28	57	72	79.2
28. DON GREGSON-CA	9 / 41	25	44	56.8
29. STEVE WYRILL-CA	24 / 42	50	72	69.4
30. LARRY KNOP-IL	36 / 42	58	78	74.4
31. DAVE LOUCKS-CA	40 / 19	37	52	71.2

WINS- 7 LOSSES- 24 POINTS - 916 1578 2172 72.7

31. WAYNE LUOMA-OH

OPPONENT'S NAME	SCORE	R	SP	%
1. MIKE DIMARTINO-NY	10 / 42	36	56	64.3
2. ART TYSON-NY	28 / 42	43	64	67.2
3. DALE LIPOVSKY-MN	24 / 43	37	62	59.7
4. LORAN COY-OH	29 / 42	41	62	66.1
5. JIM KNISLEY-OH	17 / 41	31	50	62.0
6. KEVIN CONE-IA	2 / 40	8	24	33.3
7. ANDRE LeCLERC-QUE	12 / 40	30	44	68.2
8. ALAN FRANCIS-MO	4 / 40	27	42	64.3
9. CLIFFORD BAKER-IL	33 / 40	58	80	72.5
10. ELDEN SARBAUGH-OH	33 / 42	36	54	66.7
11. JOHN BOGARDUS-NY	18 / 41	40	58	69.0
12. GLENN BURRIS-PA	32 / 41	44	64	68.8
13. WALTER RAY WILLIAMS, JR.-	17 / 41	42	60	70.0
14. PHILIP FLESHMAN-MD	42 / 36	59	82	72.0
15. CHARLIE MEREDITH-KY	24 / 44	45	72	62.5
16. RICK CALE-WV	28 / 41	42	62	67.7
17. OSCAR MANNS-OH	23 / 42	38	60	63.3
18. STEPHEN KUCHCINSKI-PA	45 / 27	52	68	76.5
19. RON POWELL-KY	23 / 43	49	68	72.1
20. JOE SCHULTZ-NY	29 / 40	51	68	75.0
21. ELBERT SHIFFLETT-MD	30 / 40	39	64	60.9
22. MARK SEIBOLD-IN	28 / 40	41	58	70.7
23. JOHN KAPNIS-MA	10 / 40	27	44	61.4
24. BRIAN SIMMONS-ME	19 / 42	27	46	58.7
25. CHARLIE WEBB-IL	35 / 44	64	90	71.1
26. DAVE LOUCKS-CA	40 / 16	33	44	75.0
27. LARRY KNOP-IL	16 / 41	37	60	61.7
28. STEVE WYRILL-CA	8 / 38	26	42	61.9
29. DON GREGSON-CA	17 / 44	22	42	52.4
30. RICHARD PINTOR-CO	10 / 42	27	46	58.7
31. PETER CLARK-WA	42 / 21	30	42	71.4

WINS- 4 LOSSES- 27 POINTS - 728 1182 1778 66.5


32. DAVE LOUCKS-CA

OPPONENT'S NAME	SCORE	R	SP	%
1. ANDRE LeCLERC-QUE	35 / 40	46	70	65.7
2. ALAN FRANCIS-MO	26 / 40	42	64	65.6
3. JIM KNISLEY-OH	22 / 40	44	64	68.8
4. KEVIN CONE-IA	14 / 42	34	54	63.0
5. DALE LIPOVSKY-MN	40 / 39	60	84	71.4
6. LORAN COY-OH	20 / 44	57	80	71.3
7. MIKE DIMARTINO-NY	10 / 43	22	44	50.0
8. ART TYSON-NY	32 / 40	44	70	62.9
9. CHARLIE MEREDITH-KY	23 / 42	38	56	67.9
10. RICK CALE-WV	12 / 45	31	46	67.4
11. WALTER RAY WILLIAMS, JR.-	6 / 42	15	34	44.1
12. PHILIP FLESHMAN-MD	21 / 43	35	56	62.5
13. JOHN BOGARDUS-NY	10 / 40	33	52	63.5
14. GLENN BURRIS-PA	12 / 41	10	32	31.3
15. CLIFFORD BAKER-IL	33 / 41	29	50	58.0
16. ELDEN SARBAUGH-OH	5 / 42	14	38	36.8
17. JOHN KAPNIS-MA	8 / 41	20	38	52.6
18. BRIAN SIMMONS-ME	14 / 45	24	46	52.2
19. ELBERT SHIFFLETT-MD	24 / 45	14	42	33.3
20. MARK SEIBOLD-IN	3 / 44	7	24	29.2
21. RON POWELL-KY	6 / 42	21	40	52.5
22. JOE SCHULTZ-NY	11 / 40	18	36	50.0
23. OSCAR MANNS-OH	36 / 41	43	64	67.2
24. STEPHEN KUCHCINSKI-PA	27 / 42	29	50	58.0
25. PETER CLARK-WA	20 / 42	25	50	50.0
26. WAYNE LUOMA-OH	16 / 40	24	44	54.5
27. DON GREGSON-CA	21 / 41	27	48	56.3
28. RICHARD PINTOR-CO	29 / 41	38	56	67.9
29. LARRY KNOP-IL	1 / 42	12	28	42.9
30. STEVE WYRILL-CA	23 / 42	44	68	64.7
31. CHARLIE WEBB-IL	19 / 40	30	52	57.7

WINS- 1 LOSSES- 30 POINTS - 579 930 1580 58.9



Clarence Bellman A



Robert Jones B

MENS DIVISION - GROUP A1 1992 WORLD

Pos	Name	ST	W	L	R	SP	%
1.	RICHARD WHITEMAN	OH	7.5	3.5	285	440	64.77
2.	KURT VON KLEIST	PA	7	4	319	440	72.50
3.	ROBERT MAY	IN	7	4	285	440	64.77
4.	GARY ROBERTS	OH	7	4	279	440	63.41
5.	JERRY COMSTOCK	CO	6.5	4.5	305	440	69.32
6.	PAUL STEWART	NC	5	6	285	440	64.77
7.	BOB LAUTENSCHLEGER	OH	5	6	274	440	62.27
8.	BRAD BARGER	PA	5	6	268	440	60.91
9.	LENWOOD CONNER	VA	5	6	254	440	57.73
10.	DOUG COOK	WV	4	7	268	440	60.91
11.	HAROLD LANGE	IL	4	7	255	440	57.95
12.	CHARLIE COOPER	WV	3	8	276	440	62.73

MENS DIVISION - GROUP A2 1992 WORLD

Pos	Name	ST	W	L	R	SP	%
1.	CHAD HYATT	IN	8	3	317	440	72.05
2.	TOMMY GANN	NC	9	4	349	520	67.12
3.	ANDREW KUTSCH	ONT	7	5	320	480	66.67
4.	WILLIAM UNGETHEIM	IN	8	5	353	520	67.88
5.	HOY CASTO	WV	7	5	309	480	64.38
6.	GALE GREENE	VT	6	5	291	440	66.14
7.	THOMAS GOFF	OK	5	6	295	440	67.05
8.	ELWYN COOPER	MO	5	6	278	440	63.18
9.	KEVIN McLACHLIN	ONT	5	6	272	440	61.82
10.	WAYNE BAKER	OH	4	7	267	440	60.68
11.	JACK STENBERG	NY	3.5	7.5	280	440	63.64
12.	MICHAEL KNOP	IL	1.5	9.5	231	440	52.50

MENS DIVISION - GROUP A3 1992 WORLD

Pos	Name	ST	W	L	R	SP	%
1.	CLARENCE BELLMAN	IN	8	3	325	440	73.86
2.	MARVIN ELLISON	SASK	8	3	299	440	67.95
3.	DON PETERS	IL	7	4	289	440	65.68
4.	ROY HUNT	OH	7	4	273	440	62.05
5.	JACK BALDWIN	OH	6	5	299	440	67.95
6.	STAN GRIGGS	MO	5	6	302	440	68.64
7.	COKE BOWKER	TX	5	6	288	440	65.45
8.	DOUG CRAWFORD	OH	5	6	284	440	64.55
9.	DOUG KIENIA	ME	4	7	303	440	68.86
10.	THOMAS GALLINA	ONT	4	7	277	440	62.95
11.	GARY GARDNER	FL	4	7	266	440	60.45
12.	TONY HANKINS	KY	3	8	242	440	55.00

MENS DIVISION - GROUP AF 1992 WORLD

Pos	Name	ST	W	L	R	SP	%
1.	CLARENCE BELLMAN	IN	5.5	1.5	199	280	71.07
2.	CHAD HYATT	IN	5	2	205	280	73.21
3.	MARVIN ELLISON	SASK	4.5	2.5	177	280	63.21
4.	TOMMY GANN	NC	4	3	183	280	65.36
5.	KURT VON KLEIST	PA	3.5	3.5	181	280	64.64
6.	JERRY COMSTOCK	CO	3	4	174	280	62.14
7.	RICHARD WHITEMAN	OH	2.5	4.5	179	280	63.93
8.	DOUG KIENIA	ME	0	7	163	280	58.21

MENS DIVISION - GROUP B1 1992 WORLD

Pos	Name	ST	W	L	R	SP	%
1.	ROBERT JONES	NY	9	2	278	440	63.18
2.	PHIL BERGERON	NH	9	2	274	440	62.27
3.	MATT GUY	KY	8	3	268	440	60.91
4.	ALBERT LATOUCHE	CT	7	4	265	440	60.23
5.	GLENN BROWN	PA	7	4	253	440	57.50
6.	DARLE ESH	PA	5.5	5.5	253	440	57.50
7.	CALVIN MOTSINGER	NC	5	6	245	440	55.68
8.	JOHN LODER	ONT	5	6	231	440	52.50
9.	TOM WILLIAMS	MI	4.5	6.5	254	440	57.73
10.	JIM MIHURA	OK	4	7	253	440	57.50
11.	GEORGE MOON	OH	2	9	148	320	46.25

MENS DIVISION - GROUP B2 1992 WORLD

Pos	Name	ST	W	L	R	SP	%
1.	CLYDE SOUTHERN	NC	8	3	293	440	66.59
2.	GLENN KING	OK	8	3	258	440	58.64
3.	JAKE HOFF	NC	7	4	267	440	60.68
4.	ROBERET HAYES	NY	6	5	272	440	61.82
5.	LARRY JUSTICE	OH	6	5	251	440	57.05
6.	JERRY HOLT	IA	5	6	292	440	66.36
7.	JACK SORG	CA	5	6	266	440	60.45
8.	JOHN SCHMIDBAUER	OH	5	6	253	440	57.50
9.	TOM PRICE	TN	5	6	244	440	55.45
10.	GORDON DENNIS	OH	4.5	6.5	246	440	55.91
11.	RAYMOND CHARBONNEAU	VT	3.5	7.5	263	440	59.77
12.	O.D. LEBOW	TN	3	8	235	440	53.41

MENS DIVISION - GROUP B3 1992 WORLD

Pos	Name	ST	W	L	R	SP	%
1.	JOHN MARTIN	OH	11	0	300	440	68.18
2.	PHILIP HUMMEL	OH	8	3	277	440	62.95
3.	ROBERT GARBER	OH	6	5	266	440	60.45
4.	THOMAS DECKER	PA	5.5	5.5	266	440	60.45
5.	JEROME DUMSTORFF	IL	5	6	264	440	60.00
6.	JOHN BUZIK	CT	5	6	259	440	58.86
7.	JAMES WILTSE	MI	4.5	6.5	266	440	60.45
8.	DUANE GOODRICH	KS	4.5	6.5	260	440	59.09
9.	CHUCK ARNOLD	OK	4.5	6.5	258	440	58.64
10.	STEVE HOHL	ONT	4	7	275	440	62.50
11.	TROY HARRISON	FL	4	7	270	440	61.36
12.	CHARLES TWIGG	MD	4	7	233	440	52.95

MENS DIVISION - GROUP BF 1992 WORLD

Pos	Name	ST	W	L	R	SP	%
1.	ROBERT JONES	NY	6	1	173	280	61.79
2.	PHILIP HUMMEL	OH	5	2	177	280	63.21
3.	JERRY HOLT	IA	4.5	2.5	173	280	61.79
4.	JOHN MARTIN	OH	4	3	181	280	64.64
5.	STEVE HOHL	ONT	3.5	3.5	180	280	64.29
6.	CLYDE SOUTHERN	NC	3	4	179	280	63.93
7.	PHIL BERGERON	NH	2	5	140	280	50.00
8.	GLENN KING	OK	0	7	146	280	52.14

MENS DIVISION - GROUP C1 1992 WORLD


Pos	Name	ST	W	L	R	SP	%
1.	ALBERT LATOUCHE	CT	10.5	0.5	278	440	63.18
2.	RICHARD WHITEMAN	OH	8	3	272	440	61.82
3.	ED DOMEY	MA	7	4	259	440	58.86
4.	TOM GUILL	OH	7	4	259	440	58.86
5.	CHARLES LARAMIE	MI	6.5	4.5	234	440	53.18
6.	JIM HARRIS	AL	6	5	254	440	57.73
7.	COKE BOWKER	TX	5	6	267	440	60.68
8.	ROBERT LAUTENSCHLEGER	OH	5	6	262	440	59.55
9.	ROBERT SCHAUER	IL	5	6	243	440	55.23
10.	BILL VANDERBURG	ONT	3.5	7.5	245	440	55.68
11.	RICHARD WILSON	PA	1.5	9.5	256	440	58.18
12.	MARCEL BOUDREAULT	QUE	1	10	101	200	50.50

MENS DIVISION - GROUP C2 1992 WORLD

Pos	Name	ST	W	L	R	SP	%
1.	ROBERT MAY	IN	10	1	284	440	64.55
2.	CHARLES SHADLEY	OH	8.5	2.5	271	440	61.59
3.	JIM MIHURA	OK	8	3	243	440	55.23
4.	BARRY CHAPELLE	OR	7	4	235	440	53.41
5.	BOB KLEYNEN	MA	6	5	258	440	58.64
6.	LEN TROWBRIDGE	AR	6	5	231	440	52.50
7.	ROBERT DAVIDSON	ONT	5.5	5.5	232	440	52.73
8.	BUCK PREWETTE	NC	4.5	6.5	253	440	57.50
9.	LEON O'DELL	VT	4.5	6.5	242	440	55.00
10.	DARREL BOWERS	OH	4	7	214	440	48.64
11.	JOE MAZZURCO	OH	2	9	175	440	39.77



Coke Bowker C



Bob Hayes D

MENS DIVISION - GROUP C3 1992 WORLD							
Pos	Name	ST	W	L	R	SP	%
1.	GENE RENO	AR	10	1	283	440	64.32
2.	DOUG COOK	WV	8	3	275	440	62.50
3.	JOHN FORTI	CT	8	3	253	440	57.50
4.	MARK BUSSEY	OH	6	5	257	440	58.41
5.	DICK SMITH	OH	6	5	247	440	56.14
6.	JAMES COOPER	OH	6	5	246	440	55.91
7.	GLEN HOPPES	IN	5	6	251	440	57.05
8.	ROBERT WHITE	PA	5	6	230	440	52.27
9.	NORMAN MAUTHE	WI	5	6	227	440	51.59
10.	DICK CURTIS	OH	4	7	247	440	56.14
11.	JOHN HANKINS	KY	3	8	229	440	52.05

MENS DIVISION - GROUP CF 1992 WORLD							
Pos	Name	ST	W	L	R	SP	%
1.	COKE BOWKER	TX	6	1	182	280	65.00
2.	ALBERT LATOUCHE	CT	5.5	1.5	188	280	67.14
3.	DOUG COOK	WV	4	3	176	280	62.86
4.	ROBERT MAY	IN	3.5	3.5	165	280	58.93
5.	ROBERT LAUTENSCHLEGER	OH	3	4	174	280	62.14
6.	RICHARD WHITEMAN	OH	3	4	156	280	55.71
7.	TOM GUILL	OH	2	5	158	280	56.43
8.	GENE RENO	AR	1	6	166	280	59.29

MENS DIVISION - GROUP D1 1992 WORLD							
Pos	Name	ST	W	L	R	SP	%
1.	ROBERT HAYES	NY	10	1	287	440	65.23
2.	JIM HALEY	GA	8.5	2.5	231	440	52.50
3.	WILLIAM BROWN	CA	7.5	3.5	238	440	54.09
4.	RAYMOND RUGG	PA	6.5	4.5	223	440	50.68
5.	DONALD MAINE	CT	6	5	215	440	48.86
6.	GORDON BELANGER	IL	5.5	5.5	238	440	54.09
7.	JIM VARGO	OH	5.5	5.5	225	440	51.14
8.	DAVE ROSE	OH	4.5	6.5	203	440	46.14
9.	BRUCE STUART	MI	3.5	7.5	234	440	53.18
10.	BOB HUGHES	MO	3.5	7.5	206	440	46.82
11.	ED BRADLEY	ONT	3	8	208	440	47.27
12.	WALTER DEUSTER	FL	2	9	196	440	44.55

MENS DIVISION - GROUP D2 1992 WORLD							
Pos	Name	ST	W	L	R	SP	%
1.	LARRY JUSTICE	OH	10	1	276	440	62.73
2.	WALTER BRAKE	GA	7	4	257	440	58.41
3.	JDE GAMBLE	CA	7	4	256	440	58.18
4.	GLENN BROWN	NY	7	4	236	440	53.64
5.	RICHARD FRAKES	MI	6	5	235	440	53.41
6.	LEVI MILLER	OH	6	5	233	440	52.95
7.	KENNETH SCHAUER	IL	6	5	228	440	51.82
8.	HOMER SNYDER	PA	5.5	5.5	243	440	55.23
9.	RICK BOLICK	NC	4	7	257	440	58.41
10.	NELLO STORTINI	CT	4	7	229	440	52.05
11.	LED ARSENAULT	ONT	3	8	220	440	50.00
12.	HOWARD HARRISON	IN	0.5	10.5	223	440	50.68

MENS DIVISION - GROUP D3 1992 WORLD


Pos	Name	ST	W	L	R	SP	%
1.	LARRY BARBER	WI	9	2	264	440	60.00
2.	JOHN BUZIK	CT	8	3	265	440	60.23
3.	DARLE ESH	PA	7	4	272	440	61.82
4.	ROBERT HARROLD	MI	7	4	245	440	55.68
5.	EARL RAPP	CA	6	5	237	440	53.86
6.	DAVID ACKLEY	OH	5	6	217	440	49.32
7.	RONALD DECKARD	FL	5	6	216	440	49.09
8.	JACK ARETZ	MI	5	6	203	440	46.14
9.	FRANK MORGAN	OH	4	7	222	440	50.45
10.	DON NEWELL	IN	4	7	218	440	49.55
11.	LLOYD WYATT	TN	3	8	195	440	44.32
12.	RONALD WELSH	OH	3	8	171	440	38.86

MENS DIVISION - GROUP DF 1992 WORLD

Pos	Name	ST	W	L	R	SP	%
1.	ROBERT HAYES	NY	6	2	196	320	61.25
2.	JOHN BUZIK	CT	5	3	175	320	54.69
3.	LARRY BARBER	WI	4	3	171	280	61.07
4.	DARLE ESH	PA	4	3	165	280	58.93
5.	LARRY JUSTICE	OH	4	3	161	280	57.50
6.	WALTER BRAKE	GA	3	4	167	280	59.64
7.	JIM HALEY	GA	3	4	150	280	53.57
8.	JOE GAMBLE	CA	0	7	126	280	45.00



Jack Sorg E



Daniel Bloom F

MENS DIVISION - GROUP E1 1992 WORLD

Pos	Name	ST	W	L	R	SP	%
1.	JACK SORG	CA	9	2	268	440	60.91
2.	GROVER REDMON	IN	10	2	280	484	57.85
3.	TOM STROH	ONT	9	3	256	484	52.89
4.	GORDON DENNIS	OH	8	3	271	440	61.59
5.	WALTER TINSLEY	IN	7	4	237	440	53.86
6.	MARVIN LINGERFELT	OH	6	5	235	440	53.41
7.	DONALD HOSTRUP	WI	5	6	226	440	51.36
8.	BOB WILLIAMS	MI	4	7	224	440	50.91
9.	GUY WILLS	OH	3.5	7.5	234	440	53.18
10.	DARREL TAULBEE	IN	2.5	8.5	213	440	48.41
11.	BOB GARRETT	OH	2	9	200	440	45.45
12.	MARVIN GRAY	IA	1	10	190	440	43.18

MENS DIVISION - GROUP E2 1992 WORLD

1.	JIM SCHNEIDER	MI	8	3	251	440	57.05
2.	THOMAS BESTUL	OH	9	3	265	480	55.21
3.	RUSS DUNIGAN	KY	8	4	227	480	47.29
4.	JOHN KNAPP	OH	7	4	245	440	55.68
5.	EUGENE BUSSARD	IN	7	4	203	440	46.14
6.	RUSSELL BARTLE	CO	5	6	236	440	53.64
7.	ALBERT FALLS	KY	5	6	214	440	48.64
8.	DOMINICK MASSELLA	PA	5	6	202	440	45.91
9.	DON SWAIM	WV	5	6	201	440	45.68
10.	BOBBY HOLLAND	AL	4	7	192	440	43.64
11.	RAYMOND WELSH	OH	3	8	188	440	42.73
12.	LONNIE MASON	OH	1	10	171	440	38.86

MENS DIVISION - GROUP E3 1992 WORLD

Pos	Name	ST	W	L	R	SP	%
1.	ROY HUNT	OH	11	0	279	440	63.41
2.	WILLIAM TEDRICK	MI	8	3	228	440	51.82
3.	EDWARD WEYER	IN	7	4	223	440	50.68
4.	MARTY MCGILL	OH	6.5	4.5	258	440	58.64
5.	DAVID HUMMEL	OH	6	5	243	440	55.23
6.	ARTHUR SMITH	OH	6	5	241	440	54.77
7.	JOHN WHITE	OH	6	5	239	440	54.32
8.	STEVEN DUNNING	IN	4.5	6.5	220	440	50.00
9.	JIM HENDERSON	KY	3	8	218	440	49.55
10.	HANK IRWIN	TN	3	8	210	440	47.73
11.	BILL SCHAAF	WI	3	8	205	440	46.59
12.	CARL HERBE	PA	2	9	196	440	44.55

MENS DIVISION - GROUP EF 1992 WORLD

Pos	Name	ST	W	L	R	SP	%
1.	JACK SORG	CA	6	1	190	280	67.86
2.	GROVER REDMON	IN	5	2	177	280	63.21
3.	GORDON DENNIS	OH	5	2	158	280	56.43
4.	ROY HUNT	OH	4	3	160	280	57.14
5.	MARTY MCGILL	OH	3	4	154	280	55.00
6.	THOMAS BESTUL	OH	3	4	149	280	53.21
7.	WILLIAM TEDRICK	MI	2	5	131	280	46.79
8.	JIM SCHNEIDER	MI	0	7	120	280	42.86

MENS DIVISION - GROUP F1 1992 WORLD

Pos	Name	ST	W	L	R	SP	%
1.	MICHAEL GREEN	IL	9	2	256	440	58.18
2.	LELAND DAVIS	ME	9	2	228	440	51.82
3.	CLIFF COSTELLO	CT	8	3	235	440	53.41
4.	LARRY SHAW	OH	8	3	234	440	53.18
5.	JOE DABEK	NY	7	4	236	440	53.64
6.	TONY SCRIMA	WI	6	5	201	440	45.68
7.	BRYAN SCHNEIDER	NJ	5	6	184	440	41.82
8.	LESTER PUTT	PA	4	7	186	440	42.27
9.	FRED BROWN	OH	4	7	161	440	36.59
10.	GERRY WYSCARVER	OH	3.5	7.5	195	440	44.32
11.	EDWARD BLUM	PA	2.5	8.5	184	440	41.82
12.	PACER		0	11	0	0	0.00

MENS DIVISION - GROUP F2 1992 WORLD

Pos	Name	ST	W	L	R	SP	%
1.	ARNOLD GRIFFITH	WV	9	2	248	440	56.36
2.	DONALD MINICH	FL	7.5	3.5	213	440	48.41
3.	DAVID LANCTOT	NY	7	4	255	440	57.95
4.	ROBERT QUTT	KS	7	4	250	440	56.82
5.	ROBERT GRAY	OH	7	4	218	440	49.55
6.	DICK HONIGFORD	OH	6	5	209	440	47.50
7.	ROBERT BROWN	PA	5	6	235	440	53.41
8.	GERALD WEIKERT	WI	5	6	208	440	47.27
9.	DENNIS HANSEN	CT	5	6	189	440	42.95
10.	RANDY HANKINS	KY	4	7	192	440	43.64
11.	JOSEPH PAGNANELLI	PA	3.5	7.5	180	440	40.91
12.	CECIL LUNSFORD	IN	0	11	63	160	39.38

MENS DIVISION - GROUP F3 1992 WORLD


Pos	Name	ST	W	L	R	SP	%
1.	DAVID RUNDELL	NY	9	2	236	440	53.64
2.	GORDON KASHNER	CO	9.5	2.5	270	480	56.25
3.	ROBERT EATON	CT	8.5	3.5	224	480	46.67
4.	DANIEL BLOOM	WI	8	3	263	440	59.77
5.	DARRELL RENO	OH	7.5	3.5	240	440	54.55
6.	SAM RAYMOND	NH	6	5	215	440	48.86
7.	JOE PESCHKO	CT	5.5	5.5	206	440	46.82
8.	JACK MYERS	PA	4	7	211	440	47.95
9.	RODNEY TANNER	MI	4	7	200	440	45.45
10.	JAMES SHILLING	IN	3	8	215	440	48.86
11.	GARY KLINE	OH	2	9	190	440	43.18
12.	CHARLES SCOTT	OH	0	11	180	440	40.91

MENS DIVISION - GROUP FF 1992 WORLD

Pos	Name	ST	W	L	R	SP	%
1.	DANIEL BLOOM	WI	5.5	1.5	160	280	57.14
2.	DAVID RUNDELL	NY	4.5	2.5	145	280	51.79
3.	LELAND DAVIS	ME	4	3	152	280	54.29
4.	DAVID LANCTOT	NY	4	3	149	280	53.21
5.	MICHAEL GREEN	IL	4	3	149	280	53.21
6.	GORDON KASHNER	CO	2.5	4.5	143	280	51.07
7.	DONALD MINICH	FL	2.5	4.5	135	280	48.21
8.	ARNOLD GRIFFITH	WV	1	6	136	280	48.57



Gerald Hammack G



Bill Larson H

MENS DIVISION - GROUP G1 1992 WORLD

Pos	Name	ST	W	L	R	SP	%
1.	ROY EMRICH	NY	8	3	212	440	48.18
2.	DAVID KEIFER	OH	8	3	209	440	47.50
3.	DICK COTTER	MO	6	5	198	440	45.00
4.	DANNY WIGGINS	IN	5.5	5.5	194	440	44.09
5.	RONALD BALLINGER	NJ	5	6	209	440	47.50
6.	STERLING KING	GA	5	6	192	440	43.64
7.	JIM HAUPT	WI	5	6	183	440	41.59
8.	HANK JESSEN	IL	5	6	183	440	41.59
9.	DENNIS SIEBER	PA	5	6	178	440	40.45
10.	DAVID GALLANT	ME	5	6	170	440	38.64
11.	GARY CHALBERG	AZ	4.5	6.5	196	440	44.55
12.	ED ANDRUS	OH	4	7	169	440	38.41

MENS DIVISION - GROUP G2 1992 WORLD

Pos	Name	ST	W	L	R	SP	%
1.	TOM KING	OH	8	3	227	440	51.59
2.	EARL VANSANT	OH	9	3	234	480	48.75
3.	HARLEY ANDERSON	MN	8	4	232	480	48.33
4.	DAVIS WOODWARD	WV	7	4	211	440	47.95
5.	NOEL GUY	CA	7	4	198	440	45.00
6.	FORREST COOPER	KY	7	4	196	440	44.55
7.	GREGORY FERRI	MI	6	5	206	440	46.82
8.	JAMES WRIGHT	IL	6	5	168	440	38.18
9.	TED VAN FELT	PA	5	6	213	440	48.41
10.	TOM WILLIAMS	TN	3	8	174	440	39.55
11.	FETE NICASTRO	AZ	1	10	152	440	34.55
12.	PACER		0	11	0	0	0.00

MENS DIVISION - GROUP G3 1992 WORLD

Pos	Name	ST	W	L	R	SP	%
1.	BILL MASTERSON	MO	10	1	233	440	52.95
2.	DON KIES	CA	9	2	240	440	54.55
3.	GERALD HAMMACK	NC	8	3	252	440	57.27
4.	HOMER CAIN	OK	7	4	206	440	46.82
5.	KEN WILHELM	WV	6	5	207	440	47.05
6.	JOHN DECKER	MI	6	5	205	440	46.59
7.	JOHN WRIGHT	IL	5	6	210	440	47.73
8.	DON MARX	IA	4	7	189	440	42.95
9.	MELVIN MILLER	OH	4	7	182	440	41.36
10.	FRANK HALE	OH	3	8	178	440	40.45
11.	ORVILLE McELROY	AL	2	9	180	440	40.91
12.	JACK GRIFFITH	PA	2	9	168	440	38.18

MENS DIVISION - GROUP GF 1992 WORLD

Pos	Name	ST	W	L	R	SP	%
1.	GERALD HAMMACK	NC	6	2	166	320	51.88
2.	EARL VANSANT	OH	5	3	149	320	46.56
3.	ROY EMRICH	NY	4.5	2.5	134	280	47.86
4.	HARLEY ANDERSON	MN	4	3	137	280	48.93
5.	DAVID KEIFER	OH	3.5	3.5	138	280	49.29
6.	BILL MASTERSON	MO	3	4	130	280	46.43
7.	TOM KING	OH	2	5	129	280	46.07
8.	DON KIES	CA	1	6	141	280	50.36

MENS DIVISION - GROUP H1 1992 WORLD

Pos	Name	ST	W	L	R	SP	%
1.	RONALD KOHN	MI	9	2	218	440	49.55
2.	BILL McClAIN	OH	9	3	228	480	47.50
3.	HAROLD GARNER	IA	8	4	246	480	51.25
4.	LOUIS COLPITTS	KY	6	5	206	440	46.82
5.	BERNARD CARLEY	WI	6	5	196	440	44.55
6.	DENNIS PRITCHARD	NY	6	5	173	440	39.32
7.	AL ZADROGA JR	PA	5	6	209	440	47.50
8.	WILLIAM DOMAN	PA	5	6	180	440	40.91
9.	HOMER BROWNE	PA	4.5	6.5	211	440	47.95
10.	THOMAS REID	IL	4.5	6.5	186	440	42.27
11.	TED FAVER	IN	2	9	209	440	47.50
12.	JAMES MUDRA	CA	2	9	160	440	36.36

MENS DIVISION - GROUP H2 1992 WORLD

Pos	Name	ST	W	L	R	SP	%
1.	BILL LARSON	MN	8	3	238	440	54.09
2.	VIRGIL RIFE	OH	9	3	251	480	52.29
3.	FRED BAILEY	NY	8	4	224	480	46.67
4.	LARRY GUIMOND	ME	7	4	222	440	50.45
5.	JERRY FOSS	CA	7	4	190	440	43.18
6.	DENNIS DAVIS	IL	6.5	4.5	218	440	49.55
7.	JOHN ATCHLEY	LA	6.5	4.5	208	440	47.27
8.	MONTY ROBERTS	KY	6	5	199	440	45.23
9.	FRANK KALLAY	PA	5	6	192	440	43.64
10.	RON WEISS	PA	3	8	174	440	39.55

MENS DIVISION - GROUP H3 1992 WORLD

Pos	Name	ST	W	L	R	SP	%
1.	JOHN WOGAN	OH	9	2	222	440	50.45
2.	JOHN THOMAS	NJ	9	2	211	440	47.95
3.	JOHN BARDEN	WI	7	4	216	440	49.09
4.	DENNIS FERREE	IN	7	4	201	440	45.68
5.	JAMES BROWNE	FL	6	5	204	440	46.36
6.	RONALD WATKINS	MO	6	5	188	440	42.73
7.	VERDAN ZELMAR	CA	6	5	171	440	38.86
8.	TERRY HAVERSTOCK	PA	6	5	159	440	36.14
9.	JAMES McDANIEL	IL	4	7	129	440	29.32
10.	JAMES JACKSON	IA	3	8	137	440	31.14
11.	JON WALTON	CT	2	9	148	440	33.64
12.	LOYAL WHITE	PA	1	10	122	440	27.73

MENS DIVISION - GROUP HF 1992 WORLD


Pos	Name	ST	W	L	R	SP	%
1.	BILL LARSON	MN	6.5	0.5	166	280	59.29
2.	RONALD KOHN	MI	5	2	130	280	46.43
3.	VIRGIL RIFE	OH	4	3	152	280	54.29
4.	JOHN WOGAN	OH	4	3	145	280	51.79
5.	JOHN THOMAS	NJ	3	4	133	280	47.50
6.	LARRY GUIMOND	ME	2	5	131	280	46.79
7.	HAROLD GARNER	IA	2	5	128	280	45.71
8.	BILL McClAIN	OH	1.5	5.5	118	280	42.14

MENS DIVISION - GROUP I1 1992 WORLD


Pos	Name	ST	W	L	R	SP	%
1.	RAY WARD	TN	11	0	222	440	50.45
2.	ROBERT DEAN	VT	8	3	200	440	45.45
3.	ROY LYONS	OH	7	4	202	440	45.91
4.	CARL LARSON	MN	7	4	195	440	44.32
5.	HENRY HANSON	PA	6.5	4.5	209	440	47.50
6.	WILLIS PERT	NY	6	5	204	440	46.36
7.	RUSS MARTIN	IN	5.5	5.5	185	440	42.05
8.	EARL NOE	OH	4.5	6.5	201	440	45.68
9.	CLAYTON KURTZ	GA	3.5	7.5	185	440	42.05
10.	SHERWOOD FRANKHOUSER	PA	3	8	185	440	42.05
11.	PAUL BERNARD	OH	3	8	182	440	41.36
12.	ROBERT SWITZER	IL	1	10	150	440	34.09

MENS DIVISION - GROUP I2 1992 WORLD

Pos	Name	ST	W	L	R	SP	%
1.	WILLIAM VOELKER	OH	9	2	211	440	47.95
2.	RICK FILUSH	MI	9	3	242	480	50.42
3.	WILLIAM CHOSER	CT	8	4	210	480	43.75
4.	HERSCHEL WALTERS	IN	7	4	211	440	47.95
5.	KEN FARLEY	OH	6	5	203	440	46.14
6.	GENE OLESKI	PA	5.5	5.5	195	440	44.32
7.	JIM MOSSHOLDER	OH	5.5	5.5	193	440	43.86
8.	MELVIN COOPER	TN	5	6	174	440	39.55
9.	JEFFREY JOHNSON	NY	3.5	7.5	181	440	41.14
10.	GARY FOREMAN	AZ	3	8	183	440	41.59
11.	KEN JAEGER	WI	3	8	170	440	38.64
12.	GERALD SENDELBACH	OH	2.5	8.5	172	440	39.09



Rick Filush I



George Thome J

MENS DIVISION - GROUP I3 1992 WORLD

Pos	Name	ST	W	L	R	SP	%
1.	RONALD BENDER	WV	9	2	213	440	48.41
2.	LOUIS GSCHWENDTNER	IL	8	3	197	440	44.77
3.	RICHARD SCOTT	PA	7	4	200	440	45.45
4.	CHARLIE JONES	OH	6	5	217	440	49.32
5.	DON HOOVER	GA	6	5	191	440	43.41
6.	JOE MARKIEWICZ	OH	6	5	181	440	41.14
7.	LARRY NORMAN	OH	5	6	208	440	47.27
8.	SPARKY HALL	FL	5	6	197	440	44.77
9.	ED MANUEL	ONT	5	6	170	440	38.64
10.	LLOYD WOLF	MN	5	6	168	440	38.18
11.	PAUL COLEMAN	KY	4	7	156	440	35.45

MENS DIVISION - GROUP IF 1992 WORLD

Pos	Name	ST	W	L	R	SP	%
1.	RICK FILUSH	MI	7	0	145	280	51.79
2.	WILLIAM VOELKER	OH	5	2	110	280	39.29
3.	LOUIS GSCHWENDTNER	IL	4	3	122	280	43.57
4.	RONALD BENDER	WV	4	3	120	280	42.86
5.	RAY WARD	TN	3	4	122	280	43.57
6.	ROBERT DEAN	VT	2	5	117	280	41.79
7.	CHARLIE JONES	OH	2	5	114	280	40.71
8.	HENRY HANSEN	PA	1	6	106	280	37.86

MENS DIVISION - GROUP J1 1992 WORLD

Pos	Name	ST	W	L	R	SP	%
1.	GEORGE THOME	OH	10	1	246	440	55.91
2.	KEN DRURY	ONT	9	3	221	480	46.04
3.	CARL YORK	ME	8	4	243	480	50.63
4.	AL BUCKLAND	NY	7	4	210	440	47.73
5.	DON DENNISTON	OH	7	4	174	440	39.55
6.	CHARLES SMITH	IL	6	5	190	440	43.18
7.	KEN MATHIS	TX	6	5	172	440	39.09
8.	JIM SPOTTS	MI	6	5	167	440	37.95
9.	LEO HUTTON	NJ	3	8	186	440	42.27
10.	GUY CASEY	WV	3	8	132	440	30.00
11.	HOLMES STILES	KY	1	9	84	200	42.00
12.	PACER		0	10	0	0	0.00

MENS DIVISION - GROUP J2 1992 WORLD

Pos	Name	ST	W	L	R	SP	%
1.	DOUG McCONNELL	KS	9.5	1.5	228	440	51.82
2.	LAWRENCE HINTON	MI	8.5	2.5	227	440	51.59
3.	JIM GREGORY	MO	8	3	209	440	47.50
4.	RALPH CULLUM	FL	8	3	203	440	46.14
5.	FRANK WRIGHT	IL	6.5	4.5	190	440	43.18
6.	BOB WELCH	OH	6.5	4.5	183	440	41.59
7.	JAMES REED	NJ	6	5	179	440	40.68
8.	ED CLARK	IN	4	7	175	440	39.77
9.	DAVID NEVERS	ONT	3.5	7.5	158	440	35.91
10.	FLOYD HIX	VA	3	8	165	440	37.50
11.	ROBERT LUDWIG	OH	1.5	9.5	169	440	38.41
12.	CECIL BROWN	TX	1	10	166	440	37.73

MENS DIVISION - GROUP J3 1992 WORLD							
Pos	Name	ST	W	L	R	SP	%
1.	KEN JEFFERS	IN	10	1	235	440	53.41
2.	EMERY KALMAN	IL	9	2	192	440	43.64
3.	WALTER MARKLEY	OH	7	4	195	440	44.32
4.	RON CRAVEN	MO	7	4	183	440	41.59
5.	LYLE WIEDRICK	NY	6	5	206	440	46.82
6.	RICHARD MILLER	MS	6	5	186	440	42.27
7.	GEORGE TANNER	MI	6	5	151	440	34.32
8.	ROBERT HINKLE	IL	5	6	187	440	42.50
9.	GEORGE ZAYAC	PA	4	7	176	440	40.00
10.	JEFF MAUTHE	WI	3	8	132	440	30.00
11.	EDWARD HOLCOMB	WV	2	9	132	440	30.00
12.	ROBERT DONALDSON	ONT	1	10	93	440	21.14

MENS DIVISION - GROUP JF 1992 WORLD							
Pos	Name	ST	W	L	R	SP	%
1.	GEORGE THOME	OH	6	2	172	320	53.75
2.	KEN JEFFERS	IN	6	3	174	360	48.33
3.	LAWRENCE HINTON	MI	5	3	156	320	48.75
4.	DOUG McCONNELL	KS	4	3	156	280	55.71
5.	EMERY KALMAN	IL	4	3	125	280	44.64
6.	KEN DRURY	ONT	2	5	132	280	47.14
7.	CARL YORK	ME	2	5	120	280	42.86
8.	AL BUCKLAND	NY	1	6	110	280	39.29



Roger Polly K



George Babeji L

MENS DIVISION - GROUP K1 1992 WORLD							
Pos	Name	ST	W	L	R	SP	%
1.	WAYNE HENDERSON	MO	10	1	195	440	44.32
2.	EDWARD EVANS	IL	9.5	2.5	224	480	46.67
3.	DICK DVORAK	MN	8.5	3.5	239	480	49.79
4.	LARRY SMITH	OH	7	4	204	440	46.36
5.	RONALD NEWAY	NY	6	5	184	440	41.82
6.	JIM FLEMING	MI	6	5	173	440	39.32
7.	CHARLES BUNNER	WV	5	6	174	440	39.55
8.	JOHN BROWN	PA	5	6	169	440	38.41
9.	EDWARD BURNSIDE	OH	4	7	177	440	40.23
10.	VIRGIL WRAY	IN	3	8	166	440	37.73
11.	HENRY MATHIS	AL	3	8	163	440	37.05
12.	ARCHIE JONES	VT	0	11	49	200	24.50

MENS DIVISION - GROUP K2 1992 WORLD							
Pos	Name	ST	W	L	R	SP	%
1.	BERNARD STUBLESKI	MI	10	1	213	440	48.41
2.	ROGER POLLY	OH	9	2	224	440	50.91
3.	TIM EICHER	PA	9	2	221	440	50.23
4.	STEPHEN MAYER	NY	6	5	192	440	43.64
5.	DALE STEPHENSON	IN	6	5	182	440	41.36
6.	JAMES CARPENTER	WV	6	5	178	440	40.45
7.	DAVID SHREVE	IL	6	5	176	440	40.00
8.	FRANK KOEHLER	IA	5	6	158	440	35.91
9.	ROGER LINDSEY	PA	5	6	152	440	34.55
10.	ALFONSE ALBA	CT	2	9	112	440	25.45
11.	BERLIN STRANGE	OH	2	9	91	440	20.68

MENS DIVISION - GROUP K3 1992 WORLD

Pos	Name	ST	W	L	R	SP	%
1.	DALE CARSON	OH	10	1	231	440	52.50
2.	MEREDITH KAHRIG	OH	8	3	205	440	46.59
3.	JIM SCOTT	KY	7.5	3.5	213	440	48.41
4.	WAYNE HAMBY	IL	7	4	205	440	46.59
5.	SYLVESTER HAHN	IN	6.5	4.5	178	440	40.45
6.	RAY HENSLEY	OH	6	5	194	440	44.09
7.	FRANK COOMBS	NY	6	5	174	440	39.55
8.	JOHN CARNAHAN	PA	5	6	175	440	39.77
9.	BOYD STONEROCK	MI	4	7	190	440	43.18
10.	JOHN GILLASPY	IN	3	8	159	440	36.14
11.	KEN COOK	IA	2	9	145	440	32.95
12.	PAUL FEDERER	WI	1	10	138	440	31.36

MENS DIVISION - GROUP KF 1992 WORLD

Pos	Name	ST	W	L	R	SP	%
1.	ROGER POLLY	OH	6	1	153	280	54.64
2.	WAYNE HENDERSON	MO	5	2	126	280	45.00
3.	DALE CARLSON	OH	4.5	2.5	143	280	51.07
4.	BERNARD STUBLESKI	MI	4	3	138	280	49.29
5.	DICK DVORAK	MN	3	4	133	280	47.50
6.	EDWARD EVANS	IL	3	4	126	280	45.00
7.	MEREDITH KAHRIG	OH	2.5	4.5	131	280	46.79
8.	TIM EICHER	PA	0	7	127	280	45.36

MENS DIVISION - GROUP L1 1992 WORLD

Pos	Name	ST	W	L	R	SP	%
1.	STUART WEBB	OH	10	1	199	440	45.23
2.	JOSEPH AUGE	ME	10	1	195	440	44.32
3.	ALFRED HENNESS	OH	9	2	207	440	47.05
4.	CARL RITTNER	MO	6	5	176	440	40.00
5.	PARRIS ERICKSON	SD	6	5	172	440	39.09
6.	STEVEN EVANCZIK	NY	5	6	181	440	41.14
7.	HOWARD COX	KY	4.5	6.5	167	440	37.95
8.	JIM ZDRALE	PA	4.5	6.5	149	440	33.86
9.	EDGAR CROWE	IN	4	7	157	440	35.68
10.	STEVEN FLOWERS	OH	3	8	124	440	28.18
11.	DONALD PEPPER	MI	3	8	119	440	27.05
12.	LARRY HOLMES	NE	1	10	133	440	30.23

MENS DIVISION - GROUP L2 1992 WORLD


Pos	Name	ST	W	L	R	SP	%
1.	KEN BOYD	ONT	8	3	183	440	41.59
2.	STEVE INGRAM	KY	7.5	3.5	189	440	42.95
3.	CARL HIGAR	IL	7	4	187	440	42.50
4.	LARRY SAMPSEL	OH	7	4	182	440	41.36
5.	VAUGHN DOTTS	PA	7	4	175	440	39.77
6.	RICHARD KULA	LA	6.5	4.5	183	440	41.59
7.	RONALD BROWNELL	WI	6	5	181	440	41.14
8.	RONALD FITZPATRICK	MI	6	5	181	440	41.14
9.	RALEIGH BATTY	OH	5	6	108	280	38.57
10.	LESTER TALTON	GA	4	7	166	440	37.73
11.	LANCE TWYMAN	NY	1.5	9.5	138	440	31.36
12.	ROBERT McBRIDE	IN	0.5	10.5	132	440	30.00

MENS DIVISION - GROUP L3 1992 WORLD

Pos	Name	ST	W	L	R	SP	%
1.	GEORGE BABEJI	PA	10	1	241	440	54.77
2.	ARTHUR HALL	OH	9	3	224	480	46.67
3.	PAUL DAVIS	AR	8	4	216	480	45.00
4.	RANDY SHOEMAKER	OH	7.5	3.5	189	440	42.95
5.	KENNETH STOTTLEMIRE	WV	7	4	213	440	48.41
6.	DENNIS CUNNINGHAM	IN	7	4	183	440	41.59
7.	BILL HANSON	NE	6	5	162	440	36.82
8.	JOHN PALMER	OH	5	6	164	440	37.27
9.	DICK WARNER	MI	3	8	136	440	30.91
10.	FRED PIZARRO	KY	3	8	131	440	29.77
11.	HAROLD ANDERSON	IL	1.5	9.5	135	440	30.68
12.	FACER		0	11	0	0	0.00

MENS DIVISION - GROUP LF 1992 WORLD

Pos	Name	ST	W	L	R	SP	%
1.	GEORGE BABEJI	PA	6	1	139	280	49.64
2.	KEN BOYD	ONT	5	2	137	280	48.93
3.	STUART WEBB	OH	5	2	132	280	47.14
4.	ALFRED HENNESS	OH	3	4	125	280	44.64
5.	STEVE INGRAM	KY	3	4	121	280	43.21
6.	KENNETH STOTTLEMIRE	WV	2	5	125	280	44.64
7.	JOSEPH AUGE	ME	2	5	122	280	43.57
8.	ARTHUR HALL	OH	2	5	120	280	42.86



Rich Knerem M



Les McConnohie N

MENS DIVISION - GROUP M1 1992 WORLD

Pos	Name	ST	W	L	R	SP	%
1.	HERBERT MILLER	NY	8	3	201	440	45.68
2.	JEFF HARRIS	KS	8	3	188	440	42.73
3.	LEWIS KENT	MO	7.5	3.5	188	440	42.73
4.	PAUL HOWARD	MI	7	4	179	440	40.68
5.	THOMAS HELMSTETTER	OH	6	5	157	440	35.68
6.	STANLEY BISBEE	ME	5.5	5.5	183	440	41.59
7.	DONALD LONG	OH	5.5	5.5	177	440	40.23
8.	THOMAS BAUDENDISTEL	OH	5	6	169	440	38.41
9.	NORMAN MILLS	WV	5	6	163	440	37.05
10.	PHIL BENTLEY	KY	4.5	6.5	169	440	38.41
11.	DEWAYNE MOODY	AR	4	7	175	440	39.77

MENS DIVISION - GROUP M2 1992 WORLD

Pos	Name	ST	W	L	R	SP	%
1.	JAMES BEYER	MN	10	1	206	440	46.82
2.	RICHARD BLACKBURN	OH	7	4	178	440	40.45
3.	RICHARD ANDRYSIK	IL	6.5	4.5	190	440	43.18
4.	ROBERT SCHMIDT	OH	6.5	4.5	188	440	42.73
5.	BILL OSTROM	CO	6	5	190	440	43.18
6.	RUDY VON DACH	OH	5	6	183	440	41.59
7.	ROBERT REININGER	MO	5	6	171	440	38.86
8.	PAUL STURGES	KS	5	6	169	440	38.41
9.	KENNETH TALLY	IN	5	6	150	440	34.09
10.	ALLAN CLARK	AR	3.5	7.5	163	440	37.05
11.	ROBERT WARNER	MI	3.5	7.5	146	440	33.18
12.	DALE NEACE	IN	3	8	139	440	31.59

MENS DIVISION - GROUP M3 1992 WORLD

Pos	Name	ST	W	L	R	SP	%
1.	RICH KNEREM	OH	10	1	223	440	50.68
2.	REESE WARDEN	MO	9	4	186	520	35.77
3.	TROY BRITTAIN	NC	7	5	214	480	44.58
4.	WAYNE VANDERHEI	WI	7	5	185	480	38.54
5.	HUBERT CURTIS	NY	6	5	190	440	43.18
6.	KEN WILLEMS	WV	6	5	179	440	40.68
7.	WILLIAM SMITH	LA	6	5	174	440	39.55
8.	AIRL COFFEY	IN	5	6	163	440	37.05
9.	STANLEY KEMPER	KY	4	7	176	440	40.00
10.	JAMES McBETH	OH	3	8	146	440	33.18
11.	VAUGHN OWENS	PA	3	8	140	440	31.82
12.	DONALD MUENCHOW	CA	2	9	141	440	32.05

MENS DIVISION - GROUP MF 1992 WORLD

Pos	Name	ST	W	L	R	SP	%
1.	RICH KNEREM	OH	7	1	157	320	49.06
2.	HERBERT MILLER	NY	6	2	162	320	50.63
3.	JEFF HARRIS	KS	4	3	110	280	39.29
4.	TROY BRITTAIN	NC	3	4	113	280	40.36
5.	JAMES BEYER	MN	3	4	112	280	40.00
6.	RICHARD BLACKBURN	OH	3	4	103	280	36.79
7.	RICHARD ANDRYSIK	IL	2	5	109	280	38.93
8.	REESE WARDEN	MO	1	6	76	280	27.14

MENS DIVISION - GROUP N1 1992 WORLD

Pos	Name	ST	W	L	R	SP	%
1.	MARVIN MAYLE	OH	8	3	199	440	45.23
2.	RON WILKINSON	MN	8	3	183	440	41.59
3.	JOHN LALLEY	OH	8	3	179	440	40.68
4.	BUDDY PRATT	ONT	5.5	5.5	160	440	36.36
5.	WAYNE SPOTTS	PA	5	6	188	440	42.73
6.	MARC OTERO	NY	5	6	186	440	42.27
7.	DANIEL LEWIS	OH	5	6	173	440	39.32
8.	RAY HUDGINS	GA	5	6	151	440	34.32
9.	BILL BUNTING	MN	4.5	6.5	174	440	39.55
10.	LOUIS BROCK	ID	4.5	6.5	163	440	37.05
11.	LEROY SALMON	IN	4	7	158	440	35.91
12.	WARREN KNIPPEL	WI	3.5	7.5	151	440	34.32

MENS DIVISION - GROUP N2 1992 WORLD

Pos	Name	ST	W	L	R	SP	%
1.	MICHAEL STASENKO	PA	9	2	188	440	42.73
2.	JAMES PALMER	OH	9	2	183	440	41.59
3.	LES McCONNORHIE	CA	8	3	210	440	47.73
4.	KELLY SARBAUGH	OH	7	4	179	440	40.68
5.	RUDY BERACY	MI	7	4	173	440	39.32
6.	DAVID EDENLOFF	MN	6	5	177	440	40.23
7.	RUSS HOPPE	MN	5	6	164	440	37.27
8.	MICHAEL KALB	OH	4	7	170	440	38.64
9.	CHET HERMANSEN	WI	4	7	163	440	37.05
10.	HOWARD FIELD	NY	4	7	154	440	35.00
11.	HARVEY NICHOLSON	ONT	3	8	175	440	39.77
12.	GEORGE RIPLEY	NJ	0	11	131	440	29.77

MENS DIVISION - GROUP N3 1992 WORLD

1.	MIKE KLOSTER	MN	10	1	220	440	50.00
2.	RICHARD GUILL	OH	9	2	221	440	50.23
3.	THEODORE HINZY	NY	9	2	195	440	44.32
4.	JOHN RHEAM	PA	8	3	178	440	40.45
5.	BOB SMITH	OH	6	5	183	440	41.59
6.	DONALD HOGSETT	CO	5	6	184	440	41.82
7.	RALPH SHARP	KY	5	6	177	440	40.23
8.	MICHAEL HANSEN	WI	4	7	185	440	42.05
9.	LLOYD NEEB	ONT	4	7	148	440	33.64
10.	LEN MARTINI	OH	3	8	164	440	37.27
11.	DONALD GUTHRIDGE	PA	2	9	124	440	28.18
12.	RONALD THOMAS	TX	1	10	135	440	30.68

MENS DIVISION - GROUP NF 1992 WORLD

1.	LES McCONNORHIE	CA	6	2	150	320	46.88
2.	MIKE KLOSTER	MN	5	3	136	320	42.50
3.	RICHARD GUILL	OH	4	3	134	280	47.86
4.	JAMES PALMER	OH	4	3	121	280	43.21
5.	MICHAEL STASENKO	PA	3	4	103	280	36.79
6.	THEODORE HINZY	NY	3	4	95	280	33.93
7.	MARVIN MAYLE	OH	2	5	122	280	43.57
8.	JOHN LALLEY	OH	2	5	105	280	37.50

MENS DIVISION - GROUP O1 1992 WORLD

Pos	Name	ST	W	L	R	SP	%
1.	RONALD HOPMAN	IL	8.5	2.5	179	440	40.68
2.	BILL MARVIN	IL	10	3	215	520	41.35
3.	DALE HADDEN	PA	8	4	203	480	42.29
4.	RAYMOND SCHILF	MO	8	4	197	480	41.04
5.	BOB SIMPSON	KY	7	4	200	440	45.45
6.	GENE ALDERMAN	MI	6	5	194	440	44.09
7.	RICHARD JONES	OH	5	6	158	440	35.91
8.	RANDALL JOHNSON	KY	4.5	6.5	171	440	38.86
9.	CASEY SLUYS	CA	4	7	145	440	32.95
10.	WILLIAM RYAN	CT	4	7	137	440	31.14
11.	EUGENE FARLEY	OH	2	9	150	440	34.09
12.	GLEN STOVER	IA	1	10	119	440	27.05

MENS DIVISION - GROUP O2 1992 WORLD

1.	JAMES DAVENPORT	ME	9	2	196	440	44.55
2.	JOHN TWEHUES	KY	8	3	226	440	51.36
3.	TERRY HIATT	NE	7.5	3.5	181	440	41.14
4.	LARRY FERRYMAN	OH	7	4	181	440	41.14
5.	BART HIGDON	IL	6	5	170	440	38.64
6.	LEROY WATKINS	IL	6	5	160	440	36.36
7.	BOB ALCOX	MO	5	6	165	440	37.50
8.	GARY DISNEY	MT	4.5	6.5	163	440	37.05
9.	RON PARKER	OH	4	7	178	440	40.45
10.	HARRY REBER	MI	4	7	158	440	35.91
11.	ALVIN GWINN	MO	3	8	108	440	24.55
12.	CHARLES SPENCER	OH	2	9	152	440	34.55



James Davenport O



Fred McNeeley P

MENS DIVISION - GROUP O3 1992 WORLD

Pos	Name	ST	W	L	R	SP	%
1.	RICHARD SPALLER	OH	8	3	189	440	42.95
2.	JERRY GRIGGS	MO	9	5	188	520	36.15
3.	DONALD WILCOX	NY	6	6	172	440	39.09
4.	DAN MARKLEY	MI	6	6	181	480	37.71
5.	WILLIAM FRANKE	OH	6	6	162	480	33.75
6.	ANGELO VANNONI	IN	5.5	5.5	167	440	37.95
7.	ROBERT DOWLER	OH	5.5	5.5	167	440	37.95
8.	DANIEL MOOSE	KY	5	6	156	440	35.45
9.	CLAIR HARRIS	SD	5	6	151	440	34.32
10.	JOHN FRANKLIN	FL	5	6	132	440	30.00
11.	ROY SIDDENS	IL	4.5	6.5	150	440	34.09
12.	FRED MOREL	IL	3.5	7.5	147	440	33.41

MENS DIVISION - GROUP OF 1992 WORLD

Pos	Name	ST	W	L	R	SP	%
1.	JAMES DAVENPORT	ME	7	0	139	280	49.64
2.	BILL MARVIN	IL	5	2	111	280	39.64
3.	BOB SIMPSON	KY	3	4	127	280	45.36
4.	JOHN TWEHUES	KY	3	4	123	280	43.93
5.	GENE ALDERMAN	MI	3	4	120	280	42.86
6.	JERRY GRIGGS	MO	3	4	104	280	37.14
7.	RICHARD SPALLER	OH	2	5	124	280	44.29
8.	RONALD HOPMAN	IL	2	5	110	280	39.29

MENS DIVISION - GROUP P1 1992 WORLD

Pos	Name	ST	W	L	R	SP	%
1.	TOM KIRK	OH	10	1	202	440	45.91
2.	JEFF GARVER	OH	9	2	209	440	47.50
3.	FRANCIS FRANKS	IN	9	2	196	440	44.55
4.	CHARLES KNOTTS	NM	8.5	2.5	192	440	43.64
5.	RICHARD PISTOLE	MO	6.5	4.5	158	440	35.91
6.	FLOYD BLUM	FL	6	5	153	440	34.77
7.	CLIFF HUDSON	DNT	6	5	149	440	33.86
8.	HENRY TURCOTTE	NH	4	7	163	440	37.05
9.	BOB REESE	OK	3	8	121	440	27.50
10.	WILLIAM NEAL	CA	3	8	82	440	18.64

MENS DIVISION - GROUP P2 1992 WORLD

Pos	Name	ST	W	L	R	SP	%
1.	FRED McNEELEY	WV	10	1	179	440	40.68
2.	EVERETT OXFORD	OR	8	3	154	440	35.00
3.	DICK KENNEY	NY	6	5	161	440	36.59
4.	JIM BENSON	AZ	6	5	136	440	30.91
5.	JERRY SHENE	MI	6	5	130	440	29.55
6.	WILLIAM BOND	OH	5.5	5.5	170	440	38.64
7.	PATRICK DEIGHAN	PA	5.5	5.5	108	440	24.55
8.	ROBERT MOULIN	FL	5	6	136	440	30.91
9.	CHARLIE MARIT	IL	4.5	6.5	125	440	28.41
10.	LOWELL SWICK	IN	4	7	138	440	31.36
11.	DALLAS MYERS	OH	4	7	138	440	31.36
12.	ERNIE BAILLARGEON	MA	1.5	9.5	111	440	25.23

MENS DIVISION - GROUP P3 1992 WORLD

Pos	Name	ST	W	L	R	SP	%
1.	ALLEN FOX	NC	9	2	186	440	42.27
2.	ROBERT MITCHELL	ID	9	2	184	440	41.82
3.	GEORGE BRADFIELD	GA	8	3	199	440	45.23
4.	ALBERT WHATLEY	ONT	8	3	154	440	35.00
5.	RON COMPTON	KY	7	4	176	440	40.00
6.	THURMAN LOCKARD	FL	5	6	163	440	37.05
7.	THOMAS HALSEY	MI	5	6	151	440	34.32
8.	ROBERT YAMNICKY	CT	5	6	130	440	29.55
9.	CLARENCE SAGE	IN	4	7	162	440	36.82
10.	ROBERT WASHBURN	KS	4	7	149	440	33.86
11.	EDWARD BURRELL	NY	2	9	49	240	20.42

MENS DIVISION - GROUP PF 1992 WORLD

Pos	Name	ST	W	L	R	SP	%
1.	FRED McNEELEY	WV	6	1	132	280	47.14
2.	ROBERT MITCHELL	ID	5	2	117	280	41.79
3.	GEORGE BRADFIELD	GA	4.5	2.5	117	280	41.79
4.	FRANCIS FRANKS	IN	4	3	106	280	37.86
5.	JEFF GARVER	OH	3.5	3.5	125	280	44.64
6.	TOM KIRK	OH	2	5	107	280	38.21
7.	ALLEN FOX	NC	2	5	98	280	35.00
8.	EVERETT OXFORD	OR	1	6	105	280	37.50

MENS DIVISION - GROUP Q1 1992 WORLD

Pos	Name	ST	W	L	R	SP	%
1.	ROGER BOTTING	NY	10	1	184	440	41.82
2.	GEORGE WEST	IA	10	2	196	480	40.83
3.	BOB CHAMPION	CO	9	3	168	480	35.00
4.	BILL POPPE	OH	8	3	190	440	43.18
5.	JIM HUDGINS	GA	6	5	180	440	40.91
6.	RONALD VOGEL	NJ	5	6	121	440	27.50
7.	RON KNUTSON	IL	5	6	110	440	25.00
8.	JIM STAMP	ONT	4	7	139	440	31.59
9.	GORDON OBENOUR	OH	3	8	127	440	28.86
10.	GENE CLEVINGER	KY	3	8	124	440	28.18
11.	DON VAN HAGEN	CA	3	8	123	440	27.95
12.	CHARLIE O'BRIEN	MO	1	10	123	440	27.95

MENS DIVISION - GROUP Q2 1992 WORLD


Pos	Name	ST	W	L	R	SP	%
1.	JOSEPH MILLER	NY	9	2	165	440	37.50
2.	HOWARD LANE	MO	8	3	169	440	38.41
3.	DAN STREMICK	MI	7.5	3.5	159	440	36.14
4.	VERN KOLLASCH	IA	7	4	164	440	37.27
5.	EDWARD FLEMING	IL	6.5	4.5	153	440	34.77
6.	WALTER DAVIS	NE	6	5	181	440	41.14
7.	MIKE ARCHER	IN	5.5	5.5	160	440	36.36
8.	PAUL BURKITT	OH	5	6	145	440	32.95
9.	NORMAN FRALEY	KY	4.5	6.5	147	440	33.41
10.	LARRY MANGAN	OH	3.5	7.5	138	440	31.36
11.	EDGAR RIPPEY	FL	2.5	8.5	125	440	28.41
12.	GEORGE ST PIERRE	MA	1	10	104	440	23.64

MENS DIVISION - GROUP Q3 1992 WORLD


Pos	Name	ST	W	L	R	SP	%
1.	ROBERT EICHER	OH	9	2	208	440	47.27
2.	ROY FRANKE	IL	8	3	200	440	45.45
3.	LEONARD LENTZ	MO	7.5	3.5	177	440	40.23
4.	DWAINE RINGLER	OH	7.5	3.5	164	440	37.27
5.	DOUGLAS HECKATHORN	NY	6	5	168	440	38.18
6.	KEITH BOWERSOX	NE	5.5	5.5	169	440	38.41
7.	EARL WAGGY	VA	5.5	5.5	161	440	36.59
8.	OTTIE RENO	OH	4	7	162	440	36.82
9.	WILLIAM PROGEN	MA	4	7	149	440	33.86
10.	JAMES GEE	NY	4	7	142	440	32.27
11.	VERNON HOWARD	MI	3	8	148	440	33.64
12.	TOMMY BUSSELL	KY	2	9	61	200	30.50

MENS DIVISION - GROUP QF 1992 WORLD

Pos	Name	ST	W	L	R	SP	%
1.	GEORGE WEST	IA	6.5	1.5	141	320	44.06
2.	ROGER BOTTING	NY	5.5	2.5	124	320	38.75
3.	BILL POPPE	OH	4	3	124	280	44.29
4.	ROBERT EICHER	OH	4	3	116	280	41.43
5.	JOSEPH MILLER	NY	3.5	3.5	103	280	36.79
6.	ROY FRANKE	IL	3	4	110	280	39.29
7.	HOWARD LANE	MO	2	5	96	280	34.29
8.	WALTER DAVIS	NE	0.5	6.5	94	280	33.57



George West Q



Al Haack R

MENS DIVISION - GROUP R1 1992 WORLD

Pos	Name	ST	W	L	R	SP	%
1.	EUGENE HIX	VA	10.5	0.5	190	440	43.18
2.	THOMAS KOHLRIESER	OH	9.5	1.5	164	440	37.27
3.	GARY HOPKINS	IN	8	3	150	440	34.09
4.	MARION FETTERS	OH	7	4	149	440	33.86
5.	STEVEN EVERETTS	PA	7	4	136	440	30.91
6.	MELVIN ELMER	NJ	6.5	4.5	156	440	35.45
7.	DAVE LOOP	MI	6.5	4.5	142	440	32.27
8.	BOB ZUMBAHLEN	FL	5	6	150	440	34.09
9.	HAROLD LAWS	WI	3	8	91	440	20.68
10.	CHARLES BRADLEY	LA	1	9	10	80	12.50

MENS DIVISION - GROUP R2 1992 WORLD

Pos	Name	ST	W	L	R	SP	%
1.	DAN SANDERS	OH	9.5	1.5	165	440	37.50
2.	HENRY CARMICHAEL	TX	8.5	2.5	138	440	31.36
3.	O D SHELLEY	IN	7	4	135	440	30.68
4.	CURTIS PEACOCK	KY	6	5	151	440	34.32
5.	BILL BERGER	MI	6	5	150	440	34.09
6.	RICHARD SCHMIDT	MO	6	5	131	440	29.77
7.	WILLIAM MILLER	NJ	5	6	151	440	34.32
8.	RALPH OLIVER	IL	5	6	142	440	32.27
9.	DON FLESHMAN	MD	5	6	129	440	29.32
10.	ROBERT BORUCH	PA	4	7	142	440	32.27
11.	BILL BECKMAN	OH	4	7	125	440	28.41

MENS DIVISION - GROUP R3 1992 WORLD

Pos	Name	ST	W	L	R	SP	%
1.	KEN DAVISON	WI	10	1	168	440	38.18
2.	HARRY CLEMENT	PA	10	3	198	520	38.08
3.	RONALD HALL	IL	8	4	191	480	39.79
4.	AL HAACK	MI	8	4	188	480	39.17
5.	GENE McCUTCHEON	OH	7	4	175	440	39.77
6.	MICK KISSLING	PA	6	5	163	440	37.05
7.	LOUIS VALENTINO	NY	6	5	159	440	36.14
8.	EDWARD BOWDEN	OH	4	7	147	440	33.41
9.	ANDY OPDYKE	FL	3	8	134	440	30.45
10.	HARRY AUSTIN	TX	3	8	130	440	29.55
11.	BOB CUTRIGHT	MO	2	9	134	440	30.45
12.	WALTER EDMONDS	TN	1	10	129	440	29.32

MENS DIVISION - GROUP RF 1992 WORLD

Pos	Name	ST	W	L	R	SP	%
1.	AL HAACK	MI	6	2	134	320	41.88
2.	KEN DAVISON	WI	6	3	135	360	37.50
3.	EUGENE HIX	VA	5	3	117	320	36.56
4.	THOMAS KOHLRIESER	OH	4	3	108	280	38.57
5.	DAN SANDERS	OH	3	4	105	280	37.50
6.	HENRY CARMICHAEL	TX	3	4	86	280	30.71
7.	RONALD HALL	IL	2	5	96	280	34.29
8.	HARRY CLEMENT	PA	1	6	85	280	30.36



David Reynolds S



Robert Wyn T

MENS DIVISION - GROUP S1 1992 WORLD

Pos	Name	ST	W	L	R	SP	%
1.	GEORGE KING	IL	10.5	0.5	159	440	36.14
2.	BOB WOLFE	OH	9	2	172	440	39.09
3.	DEAN ROGERS	NY	8	3	169	440	38.41
4.	ALLAN COOK	IA	7.5	3.5	170	440	38.64
5.	PAUL BOGARDUS	MI	7	4	161	440	36.59
6.	RODGER NIDAY	OH	5	6	135	440	30.68
7.	DAVID McCANN	NY	4	7	139	440	31.59
8.	LYLE SAMUELSON	MO	4	7	130	440	29.55
9.	DONN GRADY	NJ	4	7	128	440	29.09
10.	PHIL BRUMBAUGH	OK	3.5	7.5	135	440	30.68
11.	STEVEN RETHAGE	PA	2	9	132	440	30.00
12.	JAMES TOWLE	ONT	1.5	9.5	114	440	25.91

MENS DIVISION - GROUP S2 1992 WORLD

Pos	Name	ST	W	L	R	SP	%
1.	DAVID REYNOLDS	NY	10	1	205	440	46.59
2.	GREGORY TURNER	KS	7.5	3.5	172	440	39.09
3.	GARY DAVENPORT	IN	7	4	175	440	39.77
4.	CLARENCE DALTON	OH	7	4	160	440	36.36
5.	WALLER HUFFMAN	MO	7	4	149	440	33.86
6.	ROBERT FLUCKEBAUM	IL	6	5	153	440	34.77
7.	CHARLES VOGT	PA	5	6	172	440	39.09
8.	DAVEY TABLER	OH	5	6	148	440	33.64
9.	RALPH KLAUKA	MI	3.5	7.5	113	440	25.68
10.	JERRY HATTERY	OH	3	8	136	440	30.91
11.	JAMES FARREY	CT	3	8	96	440	21.82
12.	JAMES ROSSI	PA	2	9	128	440	29.09

MENS DIVISION - GROUP S3 1992 WORLD

Pos	Name	ST	W	L	R	SP	%
1.	REX MILLS	NC	9.5	1.5	175	440	39.77
2.	STANLEY HAYES	NY	8	4	159	480	33.13
3.	JIM LARKIN	MO	7	5	192	480	40.00
4.	HARVEY HUBER	OH	6	5	171	440	38.86
5.	KENNETH NOBLE	CT	6	5	162	440	36.82
6.	LARRY HARMON	OH	6	5	157	440	35.68
7.	GEORGE PETRO	PA	6	5	149	440	33.86
8.	MIKE WATKINS	AL	5	6	134	440	30.45
9.	MIKE ROBINSON	MI	5	6	133	440	30.23
10.	DENNIS HARVILLE	CA	4	7	137	440	31.14
11.	RAY MACIEJEWSKI	MI	4	7	134	440	30.45
12.	DAILEY FOGLE	IN	0.5	10.5	103	440	23.41

MENS DIVISION - GROUP SF 1992 WORLD

Pos	Name	ST	W	L	R	SP	%
1.	DAVID REYNOLDS	NY	7	0	143	280	51.07
2.	GREGORY TURNER	KS	5.5	1.5	131	280	46.79
3.	GEORGE KING	IL	3.5	3.5	99	280	35.36
4.	GARY DAVENPORT	IN	3	4	110	280	39.29
5.	STANLEY HAYES	NY	3	4	91	280	32.50
6.	BOB WOLFE	OH	2	5	100	280	35.71
7.	JIM LARKIN	MO	2	5	96	280	34.29
8.	REX MILLS	NC	2	5	95	280	33.93

MENS DIVISION - GROUP T1 1992 WORLD

Pos	Name	ST	W	L	R	SP	%
1.	ROBERT WYN	MI	10	1	197	440	44.77
2.	AIME ETIENNE	ONT	9	2	157	440	35.68
3.	PETE PERICH	OH	8	3	164	440	37.27
4.	ALAN FISHER	IA	7.5	3.5	160	440	36.36
5.	LEVI MILLER	OH	7	4	185	440	42.05
6.	EDWARD OSTERKAMP	SD	7	4	154	440	35.00
7.	MICHAEL LAMBRIGHT	TX	5	6	129	440	29.32
8.	KARL CLARK	LA	4.5	6.5	147	440	33.41
9.	ARTHUR SOLHEM	CT	4	7	147	440	33.41
10.	EUGENE BROWN	IN	1	8	51	200	25.50

MENS DIVISION - GROUP T2 1992 WORLD

Pos	Name	ST	W	L	R	SP	%
1.	DALTON SIMMONS	IL	9.5	1.5	189	440	42.95
2.	SCOTT WILSON	NE	9	4	178	520	34.23
3.	MARK JOHNSON	MI	7	5	168	480	35.00
4.	KEN TURNBULL	PA	7	5	146	480	30.42
5.	JIM NIBERT	OH	6	5	146	440	33.18
6.	THOMAS DEWHURST	OH	5.5	5.5	157	440	35.68
7.	RUSS BURNS	WI	5.5	5.5	139	440	31.59
8.	DAVID ELLIS	KY	5.5	5.5	120	440	27.27
9.	RICHARD STORMONT	AZ	5	6	156	440	35.45
10.	WILLIAM MISKELLA	CT	5	6	120	440	27.27
11.	RICHARD SEIGLER	IN	3	8	120	440	27.27
12.	KENNETH CROSLY	CT	0	11	80	440	18.18

MENS DIVISION - GROUP T3 1992 WORLD

Pos	Name	ST	W	L	R	SP	%
1.	RICK GWINN	MO	10	1	177	440	40.23
2.	RICK BUTTERY	TX	9	3	189	480	39.38
3.	GARY MASON	OH	8	4	162	480	33.75
4.	ROBERT WYSCARVER	OH	7	4	169	440	38.41
5.	MIKE McLAIN	IN	7	4	167	440	37.95
6.	STAN DODSON	OH	7	4	136	440	30.91
7.	JACK REYNOLDS	LA	6	5	171	440	38.86
8.	LAWRENCE SWINEHART	MI	5	6	121	440	27.50
9.	LEONARD LARSON	IA	4	7	105	440	23.86
10.	MICHAEL STICKNEY	CT	2	9	127	440	28.86
11.	DAN LaFOND	IL	1.5	9.5	92	440	20.91
12.	GILBERT TAIT	ONT	0.5	10.5	63	200	31.50

MENS DIVISION - GROUP TF 1992 WORLD

Pos	Name	ST	W	L	R	SP	%
1.	ROBERT WYN	MI	7	0	132	280	47.14
2.	DALTON SIMMONS	IL	5	2	114	280	40.71
3.	RICK BUTTERY	TX	4	3	116	280	41.43
4.	LEVI MILLER	OH	4	3	98	280	35.00
5.	SCOTT WILSON	NE	4	3	84	280	30.00
6.	RICK GWINN	MO	2	5	91	280	32.50
7.	AIME ETIENNE	ONT	1	6	90	280	32.14
8.	JACK REYNOLDS	LA	1	6	89	280	31.79

MENS DIVISION - GROUP U1 1992 WORLD


Pos	Name	ST	W	L	R	SP	%
1.	BRANDON DABEK	NY	10	1	157	440	35.68
2.	MOSE MILLER	OH	9	2	162	440	36.82
3.	MARK ELLIS	TX	6.5	4.5	128	440	29.09
4.	DWIGHT HANSEN	CT	6.5	4.5	124	440	28.18
5.	RON RAMQUIST	WI	6	5	158	440	35.91
6.	DARRELL CAMPBELL	IN	6	5	122	440	27.73
7.	J.C. CRAWFORD	OH	6	5	118	440	26.82
8.	ROGER DRAYER	PA	5	6	107	440	24.32
9.	ROBERT LARSEN	IN	3.5	7.5	139	440	31.59
10.	HOWARD MANN	WV	3.5	7.5	96	440	21.82
11.	DAN VAN SICKLE	KY	3	8	78	440	17.73
12.	GLENN CHAMBERLAIN	NY	1	10	110	440	25.00

MENS DIVISION - GROUP U2 1992 WORLD

Pos	Name	ST	W	L	R	SP	%
1.	JOHN GRENON	MA	9.5	1.5	160	440	36.36
2.	RAY MINER	OH	9	3	144	492	29.27
3.	RAYMOND HALL	NY	8	4	130	492	26.42
4.	HARVEY WOBBE	MO	7.5	3.5	117	440	26.59
5.	KENNETH MARTIN	KS	6	5	120	440	27.27
6.	RAYMOND KINORES	HI	5	6	106	440	24.09
7.	DAVID KOIS	NY	5	6	103	440	23.41
8.	CHUCK PARKER	IN	5	6	94	440	21.36
9.	RICHARD NORRIS	PA	5	6	86	440	19.55
10.	BAXTER COOPER	OH	4	7	123	440	27.95
11.	KEITH BISBEE	ME	3	8	68	440	15.45
12.	DICK LEE	AZ	0	11	42	200	21.00



John Grenon U



Seneca Ferguson V

MENS DIVISION - GROUP U3 1992 WORLD

Pos	Name	State	W	L	R	SP	%
1.	KENNETH TERRIO	MA	9	2	154	440	35.00
2.	MILES COOPER	KY	8	4	158	480	32.92
3.	OVA JOHNSTON	OH	7	5	157	480	32.71
4.	BOB SEADORF	AZ	7	4	119	440	27.05
5.	ROWLAND RUPP	NY	6.5	4.5	166	440	37.73
6.	HAROLD RISLEY	IN	6	5	131	440	29.77
7.	EARL PAULSON	WI	5	6	150	440	34.09
8.	JAMES ADCOX	MO	5	6	149	440	33.86
9.	MIKE FENTON	PA	4.5	6.5	127	440	28.86
10.	CLAYTON NOLAND	OH	4	7	119	440	27.05
11.	RUDY CIPOLLA	NY	4	7	115	440	26.14
12.	MURRAY METLER	ONT	1	10	102	440	23.18

MENS DIVISION - GROUP UF 1992 WORLD

Pos	Name	State	W	L	R	SP	%
1.	JOHN GRENON	MA	7	0	116	280	41.43
2.	MILES COOPER	KY	5	2	107	280	38.21
3.	BRANDON DABEK	NY	4	3	92	280	32.86
4.	MOSE MILLER	OH	3	4	109	280	38.93
5.	RAY MINER	OH	3	4	105	280	37.50
6.	KENNETH TERRIO	MA	3	4	93	280	33.21
7.	ROWLAND RUPP	NY	2	5	100	280	35.71
8.	RON RANQUIST	WI	1	6	79	280	28.21

MENS DIVISION - GROUP V1 1992 WORLD

Pos	Name	State	W	L	R	SP	%
1.	ROGER KINNAMON	OH	9	2	156	440	35.45
2.	RONALD COLLINS	KY	9	2	148	440	33.64
3.	TERRY UNGER	OH	8	3	148	440	33.64
4.	WILLIAM ENGLISH	MA	6	5	157	440	35.68
5.	GREGG CRAVEN	MO	5.5	5.5	141	440	32.05
6.	JIM CZERWINSKI	NY	5.5	5.5	120	440	27.27
7.	PARK RAUCH	NY	5	6	116	440	26.36
8.	ROBERT DUNSMORE	PA	4.5	6.5	126	440	28.64
9.	FRED HARMON	KS	4	7	121	440	27.50
10.	DAN STAHLER	OH	3.5	7.5	108	440	24.55
11.	WILLIAM CRUDO	CT	3.5	7.5	79	440	17.95
12.	ROLLIE VON THUN	IA	2.5	8.5	111	440	25.23

MENS DIVISION - GROUP V2 1992 WORLD

Pos	Name	State	W	L	R	SP	%
1.	RICHARD PULVER	NY	10	1	176	440	40.00
2.	RICHARD POTTER	KS	9	2	182	440	41.36
3.	LARRY SUTTON	GA	8.5	2.5	162	440	36.82
4.	GARY BROWN	OH	7	4	125	440	28.41
5.	THOMAS COSTELLO	MA	6	5	144	440	32.73
6.	BOB HARVEY	TX	5	6	141	440	32.05
7.	EUGENE SWOGGER	PA	5	6	133	440	30.23
8.	WENDELL HOLDMAN	IL	4	7	131	440	29.77
9.	GERALD HINES	CT	4	7	109	440	24.77
10.	GARY ARLEDGE	OH	3	8	137	440	31.14
11.	WAYNE MINNICK	AZ	2.5	8.5	122	440	27.73
12.	LARRY HERMES	OH	2	9	105	440	23.86

MENS DIVISION - GROUP V3 1992 WORLD

Pos	Name	ST	W	L	R	SP	%
1.	SENECA FERGUSON	IL	9	2	159	440	36.14
2.	TIM STEPHENS	NC	7.5	3.5	156	440	35.45
3.	HARVEY WASHBURN	KS	7	4	141	440	32.05
4.	DOM COLANDENE	CT	6.5	4.5	133	440	30.23
5.	CHUCK MELLOTT	OH	6	5	159	440	36.14
6.	DOUG HAMLING	GA	6	5	148	440	33.64
7.	JAMES PELKEY	NY	6	5	132	440	30.00
8.	JAMES HARTMAN	OH	6	5	103	440	23.41
9.	FRANK ANTONUCCI	PA	5	6	131	440	29.77
10.	TONY COE	OH	4	7	142	440	32.27
11.	TIMOTHY RUTHERFORD	LA	2	9	100	440	22.73
12.	GEORGE ST LAURENT	MA	1	10	126	440	28.64

MENS DIVISION - GROUP VF 1992 WORLD

Pos	Name	ST	W	L	R	SP	%
1.	SENECA FERGUSON	IL	6	2	133	320	41.56
2.	RONALD COLLINS	KY	5	3	126	320	39.38
3.	RICHARD PULVER	NY	4	3	116	280	41.43
4.	ROGER KINNAMON	OH	4	3	107	280	38.21
5.	CHUCK MELLOTT	OH	3	4	111	280	39.64
6.	TIM STEPHENS	NC	3	4	110	280	39.29
7.	RICHARD POTTER	KS	3	4	107	280	38.21
8.	LARRY SUTTON	GA	1	6	105	280	37.50

MENS DIVISION - GROUP W1 1992 WORLD

Pos	Name	ST	W	L	R	SP	%
1.	JIM GANTHER	WI	9	2	150	440	34.09
2.	NORMAN SMITH	NJ	8	3	134	440	30.45
3.	DAVID REDHAGE	MO	7	4	139	440	31.59
4.	LOUIS FITZGERALD	OH	7	4	134	440	30.45
5.	FRED SMITH	MO	7	4	105	440	23.86
6.	ROBERT ZEMAN	NH	6	5	125	440	28.41
7.	CLAYTON WHIRLEY	IN	6	5	122	440	27.73
8.	DARYL GEYER	PA	5	6	124	440	28.18
9.	RICHARD ROMANELLI	IL	4	7	124	440	28.18
10.	JOE RENNIE	CT	4	7	116	440	26.36
11.	ROBERT EVERETTS	PA	3	8	86	440	19.55

MENS DIVISION - GROUP W2 1992 WORLD

Pos	Name	ST	W	L	R	SP	%
1.	TERRY LIVELY	OH	11	0	168	440	38.18
2.	EDWARD KUNKLER	OH	8.5	2.5	156	440	35.45
3.	GENE STEINKE	OH	7	4	143	440	32.50
4.	CHARLES BOWEN	KY	7	4	134	440	30.45
5.	KEN SYKORA	MO	7	4	109	440	24.77
6.	ALLEN WINKLES	IN	5.5	5.5	135	440	30.68
7.	PAUL KIPP	WV	5	6	133	440	30.23
8.	MARVIN LIPPERT	TX	4.5	6.5	116	440	26.36
9.	CHRIS FISHER	IA	3	8	133	440	30.23
10.	LANCE RIHN	PA	3	8	121	440	27.50
11.	JOSEPH SHIPULA	NJ	3	8	87	440	19.77
12.	KENT ARMSTRONG	MO	1.5	9.5	82	440	18.64

MENS DIVISION - GROUP W3 1992 WORLD


Pos	Name	ST	W	L	R	SP	%
1.	CHRIS KIRBY	PA	10	1	154	440	35.00
2.	JACK VON DACH	OH	8	3	156	440	35.45
3.	LARRY HALL	OH	7	4	137	440	31.14
4.	LARRY QUIGLEY	OH	7	4	133	440	30.23
5.	ROBERT WRIGHT	NJ	6	5	128	440	29.09
6.	ED KUCHARSKI	OH	6	5	100	440	22.73
7.	ERNEST MILLER	MI	6	5	97	440	22.05
8.	GARY GREENLEAF	ME	5	6	105	400	26.25
9.	RICHARD ESPITEE	CT	4	7	112	440	25.45
10.	WILLIS MILLER	IN	3	8	107	440	24.32
11.	BILLY GARNER	MO	3	8	84	440	19.09
12.	JIM QUIST	WA	1	10	92	440	20.91

MENS DIVISION - GROUP WF 1992 WORLD

Pos	Name	ST	W	L	R	SP	%
1.	EDWARD KUNKLER	OH	6	1	119	280	42.50
2.	JIM GANTHER	WI	5	2	94	280	33.57
3.	JACK VON DACH	OH	5	2	81	280	28.93
4.	TERRY LIVELY	OH	4	3	100	280	35.71
5.	DAVID REDHAGE	MO	4	3	89	280	31.79
6.	CHRIS KIRBY	PA	2	5	93	280	33.21
7.	NORMAN SMITH	NJ	1	6	78	280	27.86
8.	GENE STEINKE	OH	1	6	69	280	24.64



Edward Kunkler W



Mel Boothe X

MENS DIVISION - GROUP X1 1992 WORLD

Pos	Name	ST	W	L	R	SP	%
1.	JAMES HANSON	MA	11	0	175	440	39.77
2.	MEL BOOTHE	IN	10	1	181	440	41.14
3.	MARVIN JAMTGAARD	SD	7	4	140	440	31.82
4.	ED DANBY	ONT	7	4	132	440	30.00
5.	DANIEL CONNOLLY	PA	7	4	114	440	25.91
6.	JERRY STANFORD	OH	6	5	141	440	32.05
7.	BILLY COOK	CO	6	5	132	440	30.00
8.	ROBERT CROREY	MI	6	5	115	440	26.14
9.	KEVIN CROTHERS	OH	3	8	101	440	22.95
10.	BUD IVESTER	GA	2	9	92	440	20.91
11.	BILL MORGAN	OH	1	10	49	200	24.50

MENS DIVISION - GROUP X2 1992 WORLD

Pos	Name	ST	W	L	R	SP	%
1.	THEODORE KING	MS	9	2	131	440	29.77
2.	JIM KING	WI	9	3	129	480	26.88
3.	RICHARD WOLFE	OH	8	4	139	480	28.96
4.	LARRY THORSEN	CA	6.5	4.5	106	440	24.09
5.	LARRY GLASS	OH	6.5	4.5	97	440	22.05
6.	FREDERICK WITTMAN	CA	6	5	122	440	27.73
7.	RICHARD JASKOT	MI	5.5	5.5	96	440	21.82
8.	FRED LINZER	IL	5.5	5.5	88	440	20.00
9.	CLARENCE LOYD	KS	5	6	111	440	25.23
10.	CHUCK METLER	ONT	5	6	99	440	22.50
11.	PAUL CRISAMORE	PA	1	10	76	440	17.27

MENS DIVISION - GROUP X3 1992 WORLD

Pos	Name	ST	W	L	R	SP	%
1.	KENNETH TERRIO	MA	9	2	151	440	34.32
2.	JOHN HILES	OH	9	2	145	440	32.95
3.	RUSS GROOMS	NE	7.5	3.5	145	440	32.95
4.	HARVEY THOMPSON	IN	6.5	4.5	106	440	24.09
5.	DAVE JUSTINE	OH	6	5	128	440	29.09
6.	TOM STEINKE	WI	6	5	115	440	26.14
7.	CALVIN JAEGER	MO	5.5	5.5	114	440	25.91
8.	KEVIN LUCE	OH	5	6	123	440	27.95
9.	JEAN HEBERT	LA	3.5	7.5	105	440	23.86
10.	RONALD STIRLAND	PA	3	8	113	440	25.68
11.	CHARLES DOUGHERTY	OH	3	8	108	440	24.55
12.	ROBERT INGERSOLL	NY	2	9	79	440	17.95

MENS DIVISION - GROUP XF 1992 WORLD

Pos	Name	ST	W	L	R	SP	%
1.	MEL BOOTHE	IN	7	0	136	280	48.57
2.	JAMES HANSON	MA	5	2	123	280	43.93
3.	THEODORE KING	MS	3	4	109	280	38.93
4.	RUSS GROOMS	NE	3	4	102	280	36.43
5.	KENNETH TERRIO	MA	3	4	91	280	32.50
6.	JERRY STANFORD	OH	2.5	4.5	93	280	33.21
7.	JOHN HILES	OH	2.5	4.5	84	280	30.00
8.	JIM KING	WI	2	5	84	280	30.00



George Murray Y



Jerry Keck Z

MENS DIVISION - GROUP Y1 1992 WORLD

Pos	Name	ST	W	L	R	SP	%
1.	RALPH SIEGWARDT	OH	10	1	159	440	36.14
2.	JAMES ODGEN	CA	9	2	135	440	30.68
3.	MIKE WILLIAMS	KY	8	3	156	440	35.45
4.	THOMAS COURTNEY	MA	7	4	116	440	26.36
5.	BOB BROWNRIDGE	ONT	6.5	4.5	130	440	29.55
6.	BOB FACEMYER	OH	6	5	142	440	32.27
7.	DENNIS LLOYD	PA	5	6	123	440	27.95
8.	JOSEPH ARMITAGE	IN	4.5	6.5	105	440	23.86
9.	JAMES KORTE	IL	3.5	7.5	94	440	21.36
10.	RAY SMITH	NJ	3	8	82	440	18.64
11.	LUKE THOMPSON	IL	2	9	95	440	21.59
12.	CLARENCE SOUDER	OH	1.5	9.5	59	440	13.41

MENS DIVISION - GROUP Y2 1992 WORLD

Pos	Name	ST	W	L	R	SP	%
1.	GEORGE MURRAY	TX	9	2	159	440	36.14
2.	BRIAN FISHER	OH	9	2	150	440	34.09
3.	LARRY PRATER	OH	8.5	2.5	122	440	27.73
4.	LEE YOUNGBLOOD	NY	8	3	135	440	30.68
5.	ALLEN BAPTIST	CO	8	3	120	440	27.27
6.	DWIGHT WETZEL	PA	7.5	3.5	108	440	24.55
7.	LAVERNE GERDES	NE	6	5	126	440	28.64
8.	ALLISON McELROY	ONT	3	8	101	440	22.95
9.	KEVIN WOLFENDEN	NJ	3	8	87	440	19.77
10.	DON MERRITT	MA	2.5	8.5	83	440	18.86
11.	EARL SIMLER	IL	1.5	9.5	56	440	12.73
12.	JOHN KNAPP	OH	0	11	64	440	14.55

MENS DIVISION - GROUP Y3 1992 WORLD

Pos	Name	ST	W	L	R	SP	%
1.	LESLIE DIXON	AR	10.5	0.5	164	440	37.27
2.	STANLEY MILLER	OH	9	2	154	440	35.00
3.	NORMAN KEEPE	IL	8.5	2.5	150	440	34.09
4.	WILBERT DAWSON	PA	6.5	4.5	127	440	28.86
5.	PATRICK PARK	OH	5.5	5.5	144	440	32.73
6.	JACK JESSEN	IL	5	6	119	440	27.05
7.	BEN BURROWS	KY	5	6	111	440	25.23
8.	RUSSELL MIARS	OH	4	7	79	440	17.95
9.	MICHAEL TRUDEL	NH	3.5	7.5	106	440	24.09
10.	JIM NEWLAND	MN	3.5	7.5	104	440	23.64
11.	INGE BYRKJELAND	NOR	3	8	118	440	26.82
12.	DANIEL GENAWAY	PA	2	9	101	440	22.95

MENS DIVISION - GROUP YF 1992 WORLD

Pos	Name	ST	W	L	R	SP	%
1.	GEORGE MURRAY	TX	7	0	135	280	48.21
2.	MIKE WILLIAMS	KY	5	2	118	280	42.14
3.	STANLEY MILLER	OH	4	3	104	280	37.14
4.	JAMES ODGEN	CA	3	4	95	280	33.93
5.	BRIAN FISHER	OH	3	4	92	280	32.86
6.	LESLIE DIXON	AR	3	4	89	280	31.79
7.	NORMAN KEEPE	IL	2	5	92	280	32.86
8.	RALPH SIEGWARDT	OH	1	6	76	280	27.14

MENS DIVISION - GROUP Z1 1992 WORLD

Pos	Name	ST	W	L	R	SP	%
1.	ARTHUR STANDAGE	IL	9.5	1.5	146	440	33.18
2.	ROBERT MILLER	OH	7.5	3.5	121	440	27.50
3.	CHARLES CASEY	WV	6.5	4.5	109	440	24.77
4.	NORMAN HATTER	KY	6	5	114	440	25.91
5.	BARRY SEYER	OH	6	5	112	440	25.45
6.	LEE HENNINGER	CA	6	5	111	440	25.23
7.	VERNON ROSENBERY	IA	6	5	102	440	23.18
8.	THOMAS ROBERTS	PA	5.5	5.5	129	440	29.32
9.	KENNETH LOVAAS	WI	5	6	84	440	19.09
10.	RUSSELL GIBBS	MA	4.5	6.5	116	440	26.36
11.	PATRICK KILBARGER	OH	2.5	8.5	92	440	20.91
12.	RICK MOREHART	OH	1	10	84	440	19.09

MENS DIVISION - GROUP Z2 1992 WORLD

Pos	Name	ST	W	L	R	SP	%
1.	JERRY KECK	IN	10	1	151	440	34.32
2.	THOMAS DELANEY	PA	8	3	134	440	30.45
3.	CLAIR WETHERILL	OH	7.5	3.5	119	440	27.05
4.	LEO ROUSH	OH	7	4	118	440	26.82
5.	LARRY VITARIS	NY	6.5	4.5	124	440	28.18
6.	MARVEY WASHBURN	KS	6	5	127	440	28.86
7.	RICHARD BOLL	IA	6	5	107	440	24.32
8.	LLOYD KILGORE	OR	5	6	84	440	19.09
9.	SAM NALLEY	KY	3.5	7.5	110	440	25.00
10.	GENE CASTNER	NJ	3.5	7.5	76	440	17.27
11.	DAVE HAUFF	OH	3	8	68	440	15.45

MENS DIVISION - GROUP Z3 1992 WORLD

Pos	Name	ST	W	L	R	SP	%
1.	VAUGHN DAVIS	NY	10	1	148	440	33.64
2.	RANDY LIETTE	OH	9	2	140	440	31.82
3.	ORVILLE SMALLWOOD	KY	9	2	130	440	29.55
4.	WILLIAM BLASHFORD	PA	7	4	115	440	26.14
5.	ALLEN DIXON	OH	5.5	5.5	122	440	27.73
6.	BART SARGENT	MA	5.5	5.5	98	440	22.27
7.	JON MEASE	IL	5	6	102	440	23.18
8.	WAYNE DANISON	AZ	4	7	109	440	24.77
9.	JAMES SPUNAUGLE	MO	4	7	100	440	22.73
10.	JACK MEAD	IN	3	8	97	440	22.05
11.	SAL OKON	WI	3	8	90	440	20.45
12.	JAMES SCHOTTEN	OH	1	10	56	440	12.73

MENS DIVISION - GROUP ZF 1992 WORLD


Pos	Name	ST	W	L	R	SP	%
1.	JERRY KECK	IN	6	1	102	280	36.43
2.	VAUGHN DAVIS	NY	5	2	99	280	35.36
3.	THOMAS DELANEY	PA	5	2	78	280	27.86
4.	ARTHUR STANDAGE	IL	4	3	84	280	30.00
5.	RANDY LIETTE	OH	4	3	75	280	26.79
6.	ROBERT MILLER	OH	2	5	73	280	26.07
7.	THOMAS ROBERTS	PA	1	6	65	280	23.21
8.	ORVILLE SMALLWOOD	KY	1	6	61	280	21.79

MENS DIVISION - GROUP ZA1 1992 WORLD


Pos	Name	ST	W	L	R	SP	%
1.	JOHN BROSKY	PA	9	2	132	440	30.00
2.	ROBERT OLSON	IL	8.5	2.5	126	440	28.64
3.	GEORGE HERRMANN	IL	8	3	123	440	27.95
4.	WARREN BACON	MI	8	3	96	440	21.82
5.	FRED ELSWICK	KY	7	4	104	440	23.64
6.	RUSSELL BARTLE	CO	6.5	4.5	107	440	24.32
7.	AL FONDACOR	MA	6	5	88	440	20.00
8.	GEORGE HOOVER	OH	5.5	5.5	148	440	33.64
9.	GEORGE BUDDE	MO	3	8	95	440	21.59
10.	FRED PAGANO	CT	2.5	8.5	86	440	19.55
11.	WAYNE FRANZEN	WI	1	10	64	440	14.55
12.	PRENTISS NYF	FL	1	10	64	440	14.55

MENS DIVISION - GROUP ZA2 1992 WORLD

Pos	Name	ST	W	L	R	SP	%
1.	EDWARD LOCKWOOD	PA	9.5	1.5	122	440	27.73
2.	JERRY ELLIOTT	KY	9	2	140	440	31.82
3.	CLYDE HARDMAN	OH	8.5	2.5	147	440	33.41
4.	WILLIAM HADLEY	IL	7	4	117	440	26.59
5.	KENNETH PECK	MA	6	5	104	440	23.64
6.	MICHAEL UHER	MS	6	5	99	440	22.50
7.	MARVIN GRUBB	FL	6	5	92	440	20.91
8.	NEIL BOWER	OH	5	6	120	440	27.27
9.	DAVID MILLER	IN	4	7	88	440	20.00
10.	WALTER WOJCIECHOWSKI	IL	3	8	69	440	15.68
11.	JERRY SHIFFLETT	VA	2	9	81	440	18.41



Clyde Hardman ZA



Richard Reynolds ZB

MENS DIVISION - GROUP ZA3 1992 WORLD

Pos	Name	ST	W	L	R	SP	%
1.	DAN MCCOY	WV	10	1	132	440	30.00
2.	FRANK RYAN	MA	10	1	108	440	24.55
3.	LEE McCUMSEY	IL	7	4	134	440	30.45
4.	JAMES HANSON SR	MA	7	4	110	440	25.00
5.	ROSS HENDRICKSON	IL	6	5	113	440	25.68
6.	DEAN LeCLERE	IA	6	5	97	440	22.05
7.	HAROLD HARGET	DE	5	6	108	440	24.55
8.	CHARLES REIGLES	NY	5	6	100	440	22.73
9.	ED EHEMANN	OH	3	8	43	200	21.50
10.	LEO WASER	MO	3	8	17	120	14.17
11.	HENRY ALLEN	OH	2	9	61	440	13.86
12.	LELAND WALDRON	NY	2	9	53	440	12.05

MENS DIVISION - GROUP ZAF 1992 WORLD

Pos	Name	ST	W	L	R	SP	%
1.	CLYDE HARDMAN	OH	6	1	102	280	36.43
2.	ROBERT OLSON	IL	5	2	98	280	35.00
3.	JERRY ELLIOTT	KY	5	2	97	280	34.64
4.	FRANK RYAN	MA	4	3	83	280	29.64
5.	EDWARD LOCKWOOD	PA	4	3	80	280	28.57
6.	GEORGE HOOVER	OH	2	5	75	280	26.79
7.	JOHN BROSKY	PA	2	5	64	280	22.86
8.	DAN MCCOY	WV	0	7	70	280	25.00

MENS DIVISION - GROUP ZB1 1992 WORLD

Pos	Name	ST	W	L	R	SP	%
1.	ROBERT HOPKINS	NA	10	1	117	440	26.59
2.	RICHARD REYNOLDS	NY	8	3	168	440	38.18
3.	NORMAN BARRETT	PA	8	3	120	440	27.27
4.	THOMAS LOCHNER	IN	7	4	130	440	29.55
5.	ROBERT RUTHERFORD	MI	7	4	95	440	21.59
6.	BILL MOORE	OH	6.5	4.5	101	440	22.95
7.	DONALD HAGER	IL	6	5	111	440	25.23
8.	AL LUTHENS	MN	4.5	6.5	88	440	20.00
9.	JEFF SIMPSON	ONT	4	7	82	440	18.64
10.	FRANKLIN DOHRWARDT	WI	3	8	85	440	19.32
11.	JIM SMITH	GA	2	9	68	440	15.45

MENS DIVISION - GROUP ZB2 1992 WORLD

Pos	Name	ST	W	L	R	SP	%
1.	THOMAS HADLEY	IL	11	0	104	440	23.64
2.	ROBERT LONG	MI	10	1	119	440	27.05
3.	JOHN FOURNIER	ME	8	3	110	440	25.00
4.	LESTER LEMASTER	OH	8	3	98	440	22.27
5.	RANDY JOHNSON	KY	8	3	75	440	17.05
6.	RONALD BUBLIK	MS	6	5	102	440	23.18
7.	DENNIS FLACE	OH	4	7	71	440	16.14
8.	GERARD HARRIS	PA	4	7	47	440	10.68
9.	BRIAN GNAGEY	OH	4	7	37	440	8.41
10.	MARTIN GUTHRIDGE	PA	2	9	32	440	7.27
11.	OLIVER SMITH	CA	1	10	24	440	5.45

MENS DIVISION - GROUP ZB3 1992 WORLD


Pos	Name	ST	W	L	R	SP	%
1.	PHILLIP BYERS	PA	10	1	96	440	21.82
2.	ROBERT GENTRY	OH	9	2	107	440	24.32
3.	MICHAEL BROWN	NY	9	2	103	440	23.41
4.	JOHN DeVAULT	IL	8	3	126	440	28.64
5.	GARY DENNIS	MI	8	3	108	440	24.55
6.	TERRY SEARS	IN	6	5	93	440	21.14
7.	RALPH ZEISSE	WI	5	6	80	440	18.18
8.	FRANCIS CONLON	PA	4	7	77	440	17.50
9.	PATRICK BRISTLE	OH	4	7	64	440	14.55
10.	RONALD CROSBY	OH	2	9	89	440	20.23
11.	PABLO LOPEZ	MI	1	10	16	440	3.64

MENS DIVISION - GROUP ZBF 1992 WORLD

Pos	Name	ST	W	L	R	SP	%
1.	RICHARD REYNOLDS	NY	6	1	93	280	33.21
2.	THOMAS HADLEY	IL	5.5	1.5	93	280	33.21
3.	ROBERT HOPKINS	NA	4.5	2.5	73	280	26.07
4.	NORMAN BARRETT	NE	3	4	78	280	27.86
5.	ROBERT GENTRY	OH	3	4	63	280	22.50
6.	ROBERT LONG	MI	3	4	55	280	19.64
7.	THOMAS LOCHNER	IN	1.5	5.5	66	280	23.57
8.	PHILLIP BYERS	PA	1.5	5.5	49	280	17.50



Daniel Thompson ZC



Robert Simmons ZD

MENS DIVISION - GROUP ZC1 1992 WORLD

Pos	Name	ST	W	L	R	SP	%
1.	DONALD BUCKLEY	NY	11	0	135	440	30.68
2.	JAMES NEWTON	SD	8	3	99	440	22.50
3.	MICHAEL SEITER	NE	7.5	3.5	103	440	23.41
4.	NORBERT MARYNOWSKI	IL	6.5	4.5	88	440	20.00
5.	BOB EDWARDS	OH	6	5	81	440	18.41
6.	DAVID GAREN	OH	5.5	5.5	92	440	20.91
7.	CHARLES TUTTLE	MO	5.5	5.5	77	440	17.50
8.	CLAYTON BUSHMAN	OH	5	6	43	440	9.77
9.	CALVIN FERGUSON	OH	4.5	6.5	84	440	19.09
10.	PAUL ELKINS	MI	4	7	74	440	16.82
11.	LES BARRIS	LA	2.5	8.5	35	440	7.95
12.	TADAO UOTANI	JPN	0	11	9	440	2.05

MENS DIVISION - GROUP ZC2 1992 WORLD

Pos	Name	ST	W	L	R	SP	%
1.	DANIEL THOMPSON	ME	10	1	98	440	22.27
2.	KENNETH LOGAN	OH	9	2	84	440	19.09
3.	JERRY SHIFFLETT	VA	8	3	90	440	20.45
4.	LEO PROPP	IL	8	3	82	440	18.64
5.	CAY NEWHOUSE	MI	8	3	81	440	18.41
6.	RONALD HOPKINS	OH	6	5	63	440	14.32
7.	JOHN PRESS	IL	5	6	83	440	18.86
8.	KENNETH SCHWARTZMILLER	PA	5	6	56	440	12.73
9.	MYRON SECREST	OH	3	8	46	440	10.45
10.	DAVID McBRIDE	IN	3	8	45	440	10.23
11.	MR MORIKI	JPN	1	10	7	320	2.19

MENS DIVISION - GROUP ZC3 1992 WORLD

Pos	Name	ST	W	L	R	SP	%
1.	GARY BRAMHILL	MI	8.5	2.5	115	440	26.14
2.	DARRYL MILLER	OH	9	3	91	480	18.96
3.	TONY CIAVARELLA	OH	8	4	105	480	21.88
4.	WALTER WLOCH	MA	7	4	120	440	27.27
5.	DAVID SENER	MN	7	4	87	440	19.77
6.	LOUIS GREEN	IL	6.5	4.5	81	440	18.41
7.	LEE ROBINSON	ONT	5	6	80	440	18.18
8.	ROBERT SCURLOCK	OH	4	7	82	440	18.64
9.	SYLVESTER HAHN	IN	4	7	75	440	17.05
10.	GEORGE KUFFER	WI	4	7	65	440	14.77
11.	DAVID WELLS	NY	3	8	54	440	12.27
12.	STEVE KEENER	PA	1	10	54	440	12.27

MENS DIVISION - GROUP ZCF 1992 WORLD

Pos	Name	ST	W	L	R	SP	%
1.	DANIEL THOMPSON	ME	6	1	55	280	19.64
2.	DONALD BUCKLEY	NY	5	2	76	280	27.14
3.	WALTER WLOCH	MA	5	2	69	280	24.64
4.	JAMES NEWTON	SD	5	2	47	280	16.79
5.	DARRYL MILLER	OH	3	4	61	280	21.79
6.	KENNETH LOGAN	OH	2	5	50	280	17.86
7.	GARY BRAMHILL	MI	1	6	57	280	20.36
8.	MICHAEL SEITER	NE	1	6	48	280	17.14

MENS DIVISION - GROUP ZD1 1992 WORLD

Pos	Name	ST	W	L	R	SP	%
1.	LARRY SHAW JR.	OH	10.5	0.5	104	440	23.64
2.	ROBERT SIMMONS	IN	9	2	66	440	15.00
3.	WILLIAM KILGORE	PA	8	3	91	440	20.68
4.	CURTIS LEWIS	KY	7.5	3.5	77	440	17.50
5.	JIM KALB	OH	6.5	4.5	70	440	15.91
6.	RICHARD HELTON	PA	6	5	52	440	11.82
7.	MYRON SELLECK	VT	5.5	5.5	53	440	12.05
8.	ARNIE LUCE	OH	4	7	65	440	14.77
9.	GREG FOUCH	OH	4	7	65	440	14.77
10.	AL SANDHAM	GA	3	8	32	440	7.27
11.	CLIFFORD LANGTON	ONT	2	9	31	440	7.05
12.	MICHAEL KIJEK	IL	0	11	25	440	5.68

MENS DIVISION - GROUP ZD2 1992 WORLD

Pos	Name	ST	W	L	R	SP	%
1.	DAVID BROWNE	PA	9	2	75	440	17.05
2.	TOM SEARS	IN	8	3	95	440	21.59
3.	CHESTER BRAND	OH	8	3	87	440	19.77
4.	BRUCE HERMES	OH	7	4	60	440	13.64
5.	ROBERT HOGAN	LA	7	4	57	440	12.95
6.	LOUIS LITTLEJOHN	PA	6	5	68	440	15.45
7.	LARRY UNZ	WI	6	5	57	440	12.95
8.	FRANK HASENHUETTL	MS	6	5	48	440	10.91
9.	ROY HEYDEN	CA	3	8	38	440	8.64
10.	JIM LEETHAM	ONT	3	8	26	440	5.91
11.	WILLIAM KINKEAD	OH	2.5	8.5	27	440	6.14
12.	DONNIE KINKEAD	OH	0.5	10.5	28	440	6.36

MENS DIVISION - GROUP ZD3 1992 WORLD

Pos	Name	ST	W	L	R	SP	%
1.	RONALD HANSEN	CT	9	2	72	440	16.36
2.	ART HOWARD	IN	9	3	70	480	14.58
3.	HAROLD FATZINGER	OH	8	4	65	480	13.54
4.	RON SPROUSE	OH	7.5	3.5	58	440	13.18
5.	AL SCHLIEM	WI	7.5	3.5	49	440	11.14
6.	JESSE CONTRERAS	IL	6.5	4.5	48	440	10.91
7.	PAUL DECKER	PA	5	6	59	440	13.41
8.	DON BOTT	OH	4	7	55	440	12.50
9.	RICK WILEY	IN	4	7	29	440	6.59
10.	MOE MCGREGOR	ONT	4	7	25	440	5.68
11.	LAMAR BOWER	OH	1.5	9.5	28	440	6.36
12.	RICHARD KAHLE	PA	1	10	38	440	8.64

MENS DIVISION - GROUP ZDF 1992 WORLD

Pos	Name	ST	W	L	R	SP	%
1.	ROBERT SIMMONS	IN	6	2	61	320	19.06
2.	WILLIAM KILGORE	PA	5	3	69	320	21.56
3.	LARRY SHAW JR.	OH	4.5	2.5	58	280	20.71
4.	TOM SEARS	IN	4	3	56	280	20.00
5.	CHESTER BRAND	OH	3	4	67	280	23.93
6.	DAVID BROWNE	PA	3	4	44	280	15.71
7.	ART HOWARD	IN	2.5	4.5	23	280	8.21
8.	RONALD HANSEN	CT	1	6	48	280	17.14



Art Sperber - Inter. Champ

Intermediate Men's Division

Championship Prelims
 Top 12 Advanced to Finals
 Last 12 Formed Class A

COMBINED GROUPS I1-- THRU I3--							
Pos	Name	ST	W	L	R	SP	%
1.	KENNETH POGUE	MO	7	0	251	350	71.71
2.	ART SPERBER	WA	7	0	242	350	69.14
3.	DICK PELTON	MI	6	1	226	350	64.57
4.	KEITH BAKER	IA	6	1	223	350	63.71
5.	JOHN BROWN	OH	3	4	223	350	63.71
6.	MERLIN POTTS	KS	5	2	222	350	63.43
7.	LEN LIPOVSKY	MN	6	1	221	350	63.14
8.	CLARENCE DIXSON	PA	4	3	220	350	62.86
9.	LED BUELL	IA	3.5	3.5	202	350	57.71
10.	LARRY MORTON	GA	4	3	199	350	56.86
11.	WILF DONALD	ALTA	3	4	193	350	55.14
12.	MIKE THORNILEY	WA	4	3	188	350	53.71
13.	JACK MELTON	VA	3	4	188	350	53.71
14.	JERRY KAHLE	AR	3	4	185	350	52.86
15.	DON GEORGE	OH	1	6	185	350	52.86
16.	JACK EDWARDS	AZ	3	4	184	350	52.57
17.	NORMAN ROUSEY	AK	3	4	181	350	51.71
18.	PAUL ROHRS	OH	1.5	5.5	180	350	51.43
19.	EARL WINSTON	MO	2	5	179	350	51.14
20.	CLIFFORD HENN	KY	2	5	178	350	50.86
21.	ALBERT YEDNOCK	PA	4	3	176	350	50.29
22.	RAY HEIM	CO	2	5	164	350	46.86
23.	HARRY DENLINGER	OH	1	6	139	350	39.71
24.	WALLACE SMITH	OH	0	7	129	350	36.86

INTERMEDIATE MENS DIVISION - CHAMPIONSHIP CLASS 1992 WORLD

1. ART SPERBER-WA

OPPONENT'S NAME	SCORE	R	SP	%
1. WILF DONALD-ALTA	44 / 12	32	42	76.2
2. LARRY MORTON-GA	42 / 23	50	74	67.6
3. LED BUELL-IA	41 / 18	40	60	66.7
4. CLARENCE DIXSON-PA	40 / 19	38	50	76.0
5. LEN LIPOVSKY-MN	38 / 45	49	66	74.2
6. MIKE THORNILEY-WA	44 / 29	41	64	64.1
7. KEITH BAKER-IA	42 / 27	37	56	66.1
8. MERLIN POTTS-KS	42 / 30	42	58	72.4
9. DICK PELTON-MI	42 / 25	30	46	65.2
10. JOHN BROWN-OH	40 / 22	31	48	64.6
11. KENNETH POGUE-MO	43 / 20	31	44	70.5

WINS- 10 LOSSES- 1 POINTS - 458 421 608 69.2

2. LEN LIPOVSKY-MN

OPPONENT'S NAME	SCORE	R	SP	%
1. MERLIN POTTS-KS	45 / 39	43	68	63.2
2. JOHN BROWN-OH	42 / 30	33	52	63.5
3. KEITH BAKER-IA	24 / 43	36	60	60.0
4. DICK PELTON-MI	10 / 42	40	60	66.7
5. ART SPERBER-WA	45 / 38	52	66	78.8
6. KENNETH POGUE-MO	40 / 33	48	66	72.7
7. MIKE THORNILEY-WA	41 / 33	40	64	62.5
8. WILF DONALD-ALTA	40 / 0	19	24	79.2
9. LARRY MORTON-GA	40 / 22	43	52	82.7
10. LED BUELL-IA	40 / 27	39	60	65.0
11. CLARENCE DIXSON-PA	42 / 12	31	42	73.8

WINS- 9 LOSSES- 2 POINTS - 409 424 614 69.1

3. KENNETH POGUE-MO

OPPONENT'S NAME	SCORE	R	SP	%
1. MIKE THORNILEY-WA	41 / 20	29	50	58.0
2. WILF DONALD-ALTA	40 / 21	33	46	71.7
3. LARRY MORTON-GA	36 / 41	36	54	66.7
4. LED BUELL-IA	42 / 4	29	32	90.6
5. CLARENCE DIXSON-PA	43 / 16	33	42	78.6
6. LEN LIPOVSKY-MN	33 / 40	46	66	69.7
7. MERLIN POTTS-KS	31 / 40	40	60	66.7
8. JOHN BROWN-OH	42 / 3	25	30	83.3
9. KEITH BAKER-IA	42 / 11	22	34	64.7
10. DICK PELTON-MI	42 / 26	45	60	75.0
11. ART SPERBER-WA	20 / 43	24	44	54.5

WINS- 7 LOSSES- 4 POINTS - 412 362 518 69.9

4. MERLIN POTTS-KS

OPPONENT'S NAME	SCORE	R	SP	%
1. LEN LIPOVSKY-MN	39 / 45	40	68	58.8
2. MIKE THORNILEY-WA	40 / 15	22	34	64.7
3. WILF DONALD-ALTA	40 / 16	24	38	63.2
4. LARRY MORTON-GA	40 / 30	41	62	66.1
5. LED BUELL-IA	38 / 42	42	68	61.8
6. CLARENCE DIXSON-PA	40 / 18	31	46	67.4
7. KENNETH POGUE-MO	40 / 31	44	60	73.3
8. ART SPERBER-WA	30 / 42	38	58	65.5
9. JOHN BROWN-OH	42 / 30	50	74	67.6
10. KEITH BAKER-IA	40 / 19	24	38	63.2
11. DICK PELTON-MI	36 / 40	45	74	60.8

WINS- 7 LOSSES- 4 POINTS - 425 401 620 64.7

5. DICK PELTON-MI

OPPONENT'S NAME	SCORE	R	SP	%
1. LARRY MORTON-GA	12 / 44	26	48	54.2
2. LEO BUELL-IA	37 / 40	41	68	60.3
3. CLARENCE DIXSON-PA	45 / 23	30	46	65.2
4. LEN LIPOVSKY-MN	42 / 10	51	60	65.0
5. MIKE THORNILEY-WA	40 / 23	36	52	69.2
6. WILF DONALD-ALTA	41 / 11	27	42	69.0
7. JOHN BROWN-OH	29 / 41	33	56	58.9
8. KEITH BAKER-IA	41 / 30	21	40	52.5
9. ART SPERBER-WA	25 / 42	25	46	54.3
10. KENNETH FOGUE-MO	26 / 42	40	60	66.7
11. MERLIN POTTS-KS	40 / 36	46	74	62.2

WINS- 6 LOSSES- 5 POINTS - 378 378 592 63.9

6. LARRY MORTON-GA

OPPONENT'S NAME	SCORE	R	SP	%
1. DICK PELTON-MI	44 / 12	37	48	77.1
2. ART SPERBER-WA	23 / 42	44	74	59.5
3. KENNETH FOGUE-MO	41 / 36	36	54	66.7
4. MERLIN POTTS-KS	30 / 40	37	62	59.7
5. JOHN BROWN-OH	28 / 45	27	54	50.0
6. KEITH BAKER-IA	40 / 36	29	50	58.0
7. CLARENCE DIXSON-PA	26 / 44	37	64	57.8
8. LEO BUELL-IA	29 / 40	39	66	59.1
9. LEN LIPOVSKY-MN	22 / 40	37	52	71.2
10. MIKE THORNILEY-WA	41 / 29	32	56	57.1
11. WILF DONALD-ALTA	40 / 26	34	52	65.4

WINS- 5 LOSSES- 6 POINTS - 364 389 632 61.6

7. JOHN BROWN-OH

OPPONENT'S NAME	SCORE	R	SP	%
1. CLARENCE DIXSON-PA	21 / 45	18	42	42.9
2. LEN LIPOVSKY-MN	30 / 42	29	52	55.8
3. MIKE THORNILEY-WA	7 / 41	20	40	50.0
4. WILF DONALD-ALTA	40 / 25	36	50	72.0
5. LARRY MORTON-GA	45 / 28	34	54	63.0
6. LEO BUELL-IA	42 / 29	37	58	63.8
7. DICK PELTON-MI	41 / 29	38	56	67.9
8. KENNETH FOGUE-MO	3 / 42	13	30	43.3
9. MERLIN POTTS-KS	30 / 42	46	74	62.2
10. ART SPERBER-WA	22 / 40	27	48	56.3
11. KEITH BAKER-IA	40 / 6	35	48	72.9

WINS- 5 LOSSES- 6 POINTS - 321 333 552 60.3

8. LEO BUELL-IA

OPPONENT'S NAME	SCORE	R	SP	%
1. KEITH BAKER-IA	27 / 43	24	50	48.0
2. DICK PELTON-MI	40 / 37	41	68	60.3
3. ART SPERBER-WA	18 / 41	35	60	58.3
4. KENNETH FOGUE-MO	4 / 42	16	32	50.0
5. MERLIN POTTS-KS	42 / 38	41	68	60.3
6. JOHN BROWN-OH	29 / 42	34	58	58.6
7. WILF DONALD-ALTA	9 / 41	11	38	28.9
8. LARRY MORTON-GA	40 / 29	43	66	65.2
9. CLARENCE DIXSON-PA	40 / 39	28	58	48.3
10. LEN LIPOVSKY-MN	27 / 40	34	60	56.7
11. MIKE THORNILEY-WA	42 / 25	23	40	57.5

WINS- 5 LOSSES- 6 POINTS - 318 330 598 55.2

9. MIKE THORNILEY-WA

OPPONENT'S NAME	SCORE	R	SP	%
1. KENNETH FOGUE-MO	20 / 41	22	50	44.0
2. MERLIN POTTS-KS	15 / 40	14	34	41.2
3. JOHN BROWN-OH	41 / 7	29	40	72.5
4. KEITH BAKER-IA	42 / 32	39	62	62.9
5. DICK PELTON-MI	23 / 40	29	52	55.8
6. ART SPERBER-WA	29 / 44	36	64	56.3
7. LEN LIPOVSKY-MN	33 / 41	35	64	54.7
8. CLARENCE DIXSON-PA	43 / 37	41	72	56.9
9. WILF DONALD-ALTA	40 / 19	28	44	63.6
10. LARRY MORTON-GA	29 / 41	28	56	50.0
11. LEO BUELL-IA	25 / 42	19	40	47.5

WINS- 4 LOSSES- 7 POINTS - 340 320 578 55.4

10. CLARENCE DIXSON-PA

OPPONENT'S NAME	SCORE	R	SP	%
1. JOHN BROWN-OH	45 / 21	25	42	59.5
2. KEITH BAKER-IA	44 / 23	34	54	63.0
3. DICK PELTON-MI	23 / 45	24	46	52.2
4. ART SPERBER-WA	19 / 40	32	50	64.0
5. KENNETH FOGUE-MO	16 / 43	24	42	57.1
6. MERLIN POTTS-KS	18 / 40	24	46	52.2
7. LARRY MORTON-GA	44 / 26	45	64	70.3
8. MIKE THORNILEY-WA	37 / 43	41	72	56.9
9. LEO BUELL-IA	39 / 40	31	58	53.4
10. WILF DONALD-ALTA	39 / 41	36	64	56.3
11. LEN LIPOVSKY-MN	12 / 42	21	42	50.0

WINS- 3 LOSSES- 8 POINTS - 336 337 580 58.1

11. KEITH BAKER-IA

OPPONENT'S NAME	SCORE	R	SP	%
1. LEO BUELL-IA	43 / 27	30	50	60.0
2. CLARENCE DIXSON-PA	23 / 44	27	54	50.0
3. LEN LIPOVSKY-MN	43 / 24	41	60	68.3
4. MIKE THORNILEY-WA	32 / 42	35	62	58.5
5. WILF DONALD-ALTA	44 / 21	30	52	57.7
6. LARRY MORTON-GA	36 / 40	29	50	58.0
7. ART SPERBER-WA	27 / 42	32	56	57.1
8. DICK PELTON-MI	30 / 41	19	40	47.5
9. KENNETH FOGUE-MO	11 / 42	12	34	35.3
10. MERLIN POTTS-KS	19 / 40	18	38	47.4
11. JOHN BROWN-OH	6 / 40	23	48	47.9

WINS- 3 LOSSES- 8 POINTS - 314 296 544 54.4


12. WILF DONALD-ALTA

OPPONENT'S NAME	SCORE	R	SP	%
1. ART SPERBER-WA	12 / 44	23	42	54.8
2. KENNETH FOGUE-MO	21 / 40	28	46	60.9
3. MERLIN POTTS-KS	16 / 40	17	38	44.7
4. JOHN BROWN-OH	25 / 40	32	50	64.0
5. KEITH BAKER-IA	21 / 44	24	52	46.2
6. DICK PELTON-MI	11 / 41	20	42	47.6
7. LEO BUELL-IA	41 / 9	21	38	55.3
8. LEN LIPOVSKY-MN	0 / 40	7	24	29.2
9. MIKE THORNILEY-WA	19 / 40	23	44	52.3
10. CLARENCE DIXSON-PA	41 / 39	36	64	56.3
11. LARRY MORTON-GA	26 / 40	31	52	59.6


WINS- 2 LOSSES- 9 POINTS - 233 262 492 53.3



Jack Edwards - Inter. A



Albert Yednock - Inter. B



Norm Rousey - Inter. C

INTERMEDIATE MENS DIVISION - CHAMPIONSHIP CLASS 1992 WORLD

Pos	Name	ST	W	L	R	SP	%
1.	ART SPERBER	WA	10	1	421	608	69.24
2.	LEN LIPOVSKY	MN	9	2	424	614	69.06
3.	KENNETH FOGUE	MO	7	4	362	518	69.88
4.	MERLIN POTTS	KS	7	4	401	620	64.68
5.	DICK PELTON	MI	6	5	378	592	63.85
6.	LARRY MORTON	GA	5	6	389	632	61.55
7.	JOHN BROWN	OH	5	6	333	552	60.33
8.	LEO BUELL	IA	5	6	330	598	55.18
9.	MIKE THORNILEY	WA	4	7	320	578	55.36
10.	CLARENCE DIXSON	PA	3	8	337	580	58.10
11.	KEITH BAKER	IA	3	8	296	544	54.41
12.	WILF DONALD	ALTA	2	9	262	492	53.25

INTERMEDIATE MENS DIVISION - GROUP A 1992 WORLD


Pos	Name	ST	W	L	R	SP	%
1.	JACK EDWARDS	AZ	10	1	257	440	58.41
2.	RAY HEIM	CO	9	2	246	440	55.91
3.	JERRY KAHLE	AR	8	3	203	440	46.14
4.	PAUL ROHRS	OH	7	4	240	440	54.55
5.	CLIFFORD HENN	KY	6.5	4.5	205	440	46.59
6.	NORMAN ROUSEY	AK	6	5	231	440	52.50
7.	EARL WINSTON	MO	6	5	206	440	46.82
8.	H. DENLINGER	OH	6	5	185	440	42.05
9.	ALBERT YEDNOCK	PA	3	8	204	440	46.36
10.	JACK MELTON	VA	2	8	104	240	43.33
11.	WALLACE SMITH	OH	1.5	9.5	145	440	32.95

INTERMEDIATE MENS DIVISION - GROUP B 1992 WORLD


1.	ALBERT YEDNOCK	PA	8	3	214	440	48.64
2.	DON GEORGE	OH	7	4	226	440	51.36
3.	PAUL ROHRS	OH	7	4	222	440	50.45
4.	CLIFFORD HENN	KY	7	4	204	440	46.36
5.	BILL LITTERAL	KY	7	4	194	440	44.09
6.	EARL WINSTON	MO	6.5	4.5	238	440	54.09
7.	WILF DONALD	ALTA	6	5	226	440	51.36
8.	JACK MELTON	VA	6	5	208	440	47.27
9.	EDSEL NOBLE	FL	4.5	6.5	179	440	40.68
10.	GLEN ADDICOTT	NY	4	7	195	440	44.32
11.	BEARL BRUFFETT	IL	3	8	191	440	43.41

INTERMEDIATE MENS DIVISION - GROUP C 1992 WORLD

1.	NORMAN ROUSEY	AK	10	1	249	440	56.59
2.	GENE BURLINGAME	IA	8	3	186	440	42.27
3.	HARRY DENLINGER	OH	7	4	197	440	44.77
4.	JAMES HALL	IN	6.5	4.5	178	440	40.45
5.	WALLACE SMITH	OH	6	5	200	440	45.45
6.	JOHN KRAVES	PA	6	5	164	440	37.27
7.	LLOYD FOUST	MI	5.5	5.5	169	440	38.41
8.	WILLIAM NOURSE	IL	5	6	166	440	37.73
9.	ROY ROBERTSON	MA	5	6	166	440	37.73
10.	MARTY FOUCH	IN	3	8	130	440	29.55
11.	KEN STEWART	LA	2.5	8.5	146	440	33.18
12.	GEORGE BLEHI	PA	1.5	9.5	130	440	29.55



James Hill - Inter. D



Dick Kale - Inter. E



Frank Yohn - Inter. F

INTERMEDIATE MENS DIVISION - GROUP D 1992 WORLD

Pos	Name	ST	W	L	R	SP	%
1.	JAMES HILL	OH	10	1	196	440	44.55
2.	CAL CORDES	AZ	8	3	176	440	40.00
3.	JOE GRABER	IN	7	4	199	440	45.23
4.	ROBERT SHARP	IN	7	4	183	440	41.59
5.	ARNOLD WEST	FL	7	4	173	440	39.32
6.	CARL CASTO	OH	6	5	172	440	39.09
7.	GLENN JOHNSON	IN	6	5	165	440	37.50
8.	MAURICE DUNCAN	IN	5	6	143	440	32.50
9.	FRANK BARNES	MI	4	7	148	440	33.64
10.	MARVIN DONALDSON	OH	4	7	146	440	33.18
11.	THOMAS HAMACEK	PA	1	10	126	440	28.64
12.	RALPH WEIGLE	PA	1	10	113	440	25.68

INTERMEDIATE MENS DIVISION - GROUP E 1992 WORLD

Pos	Name	ST	W	L	R	SP	%
1.	DICK KALE	OH	9	2	158	440	35.91
2.	ROBERT SOPHER	FL	8	3	151	440	34.32
3.	WARREN TRENARY	OH	8	3	139	440	31.59
4.	BOB BELDEN	OK	7	4	125	440	28.41
5.	BILL SPAHN	WI	6	5	158	440	35.91
6.	RICHARD STRICKLAND	FL	6	5	152	440	34.55
7.	FRANK SHAFFER	OH	6	5	139	440	31.59
8.	THOMAS PHELAN	NM	5	6	152	440	34.55
9.	GILBERT MAHN	WI	4	7	126	440	28.64
10.	FRANK VALENCIC	OH	4	7	99	440	22.50
11.	DONALD HINDERLITER	TX	2	9	96	440	21.82
12.	JOSEPH KUBIAK	AZ	1	10	92	440	20.91

INTERMEDIATE MENS DIVISION - GROUP F 1992 WORLD

Pos	Name	ST	W	L	R	SP	%
1.	FRANK YOHN	IL	10	2	136	480	28.33
2.	JOHN HARGROVE	MO	9	3	133	480	27.71
3.	ART CENTERS	OH	8	3	103	440	23.41
4.	BILL MATEY	WI	7	4	119	440	27.05
5.	ROBERT MCKINNEY	OH	7	4	97	440	22.05
6.	THOMAS ZEAK	OH	7	4	81	440	18.41
7.	CHARLES HOWE	OH	5.5	5.5	99	440	22.50
8.	DONALD PARKES	VA	5	6	55	440	12.50
9.	CLARENCE PIERSON	MI	4	7	58	440	13.18
10.	CARL DeROSA	AZ	3.5	7.5	95	440	21.59
11.	RONALD PERCY	CA	1	10	56	440	12.73
12.	FACER		0	11	0	0	0.00



Karl Van Sant - Senior Champion

Senior Men's Division

Championship Prelims
 Top 12 Advanced to Finals
 Last 12 Formed Class A

COMBINED GROUPS S1-- THRU S3--

Pos	Name	ST	W	L	R	SP	%
1.	KARL VAN SANT	IN	7	0	263	350	75.14
2.	HOWARD WEITZEL	SASK	5	2	253	350	72.29
3.	RAYMOND HILL	MI	6	1	230	350	65.71
4.	DAN BESHORE	PA	5	2	228	350	65.14
5.	LAWRENCE MILLER	OH	4	3	226	350	64.57
6.	GLEN HENTON	IA	5.5	1.5	223	350	63.71
7.	HAROLD DARNOLD	IA	5	2	219	350	62.57
8.	MARVIN KRAMER	IL	5	2	217	350	62.00
9.	CASEY DANNER	PA	3	4	214	350	61.14
10.	CURLY SEIBOLD	IN	5	2	213	350	60.86
11.	EDWARD KOWATCH	IN	2.5	4.5	213	350	60.86
12.	FLOYD BARTLEY	MI	3	4	211	350	60.29
13.	JOHN KOZIK	NY	4	3	203	350	58.00
14.	JOSEPH WOHR	PA	4	3	203	350	58.00
15.	MAX ROSEBERRY	OH	1	6	201	350	57.43
16.	STEPHEN FOWERS	OH	3	4	199	350	56.86
17.	JESSE HOBBS	KS	3	4	197	350	56.29
18.	FRANK JONES	TN	2	5	196	350	56.00
19.	WILLIAM RECTOR	MO	1	6	194	350	55.43
20.	ANGELO CIESLAK	MA	2	5	193	350	55.14
21.	WARREN WOOLSEY	IN	2	5	192	350	54.86
22.	EDWARD RISLEY	NY	3	4	186	350	53.14
23.	VERNARD BELL	KS	1	6	181	350	51.71
24.	JAMES BORLAND	PA	2	5	180	350	51.43

SENIOR MENS DIVISION - CHAMPIONSHIP CLASS 1992 WORLD

Pos	Name	ST	W	L	R	SP	%
1.	KARL VAN SANT	IN	10	1	378	558	67.74
2.	LAWRENCE MILLER	OH	8	3	369	578	63.84
3.	GLEN HENTON	IA	7	4	424	626	67.73
4.	CASEY DANNER	PA	7	4	398	634	62.78
5.	HOWARD WEITZEL	SASK	6	5	384	602	63.79
6.	DAN BESHORE	PA	5	6	331	536	61.75
7.	HAROLD DARNOLD	IA	5	6	341	604	56.46
8.	EDWARD KOWATCH	IN	4	7	358	580	61.72
9.	CURLY SEIBOLD	IN	4	7	371	622	59.65
10.	RAYMOND HILL	MI	4	7	340	576	59.03
11.	MARVIN KRAMER	IL	3	8	348	612	56.86
12.	FLOYD BARTLEY	MI	3	8	309	556	55.58

SENIOR MENS DIVISION - CHAMPIONSHIP CLASS 1992 WORLD

1. KARL VAN SANT-IN

OPPONENT'S NAME	SCORE	R	SP	%
1. FLOYD BARTLEY-MI	41 / 11	26	42	61.9
2. EDWARD KOWATCH-IN	40 / 20	38	52	73.1
3. CURLEY SEIBOLD-IN	40 / 35	57	78	73.1
4. CASEY DANNER-PA	44 / 23	41	56	73.2
5. MARVIN KRAMER-IL	42 / 15	32	46	69.6
6. HAROLD DARNOLD-IA	40 / 19	32	44	72.7
7. GLEN HENTON-IA	42 / 30	34	54	63.0
8. LAWRENCE MILLER-OH	31 / 41	37	60	61.7
9. DAN BESHORE-PA	41 / 9	21	30	70.0
10. HOWARD WEITZEL-SASK	40 / 27	33	54	61.1
11. HOWARD WEITZEL-SASK	40 / 22	27	42	64.3

WINS- 10 LOSSES- 1 POINTS - 441 378 558 67.7

3. GLEN HENTON-IA

OPPONENT'S NAME	SCORE	R	SP	%
1. HAROLD DARNOLD-IA	26 / 42	30	54	55.6
2. FLOYD BARTLEY-MI	40 / 15	32	42	76.2
3. EDWARD KOWATCH-IN	40 / 10	30	38	78.9
4. CURLEY SEIBOLD-IN	40 / 28	36	60	63.3
5. CASEY DANNER-PA	44 / 38	57	76	75.0
6. MARVIN KRAMER-IL	42 / 37	40	60	66.7
7. KARL VAN SANT-IN	30 / 42	31	54	57.4
8. HOWARD WEITZEL-SASK	43 / 37	41	58	70.7
9. LAWRENCE MILLER-OH	42 / 33	38	58	65.5
10. DAN BESHORE-PA	38 / 42	44	62	71.0
11. HOWARD WEITZEL-SASK	30 / 40	43	64	67.2

WINS- 7 LOSSES- 4 POINTS - 415 424 626 67.7

5. HOWARD WEITZEL-SASK

OPPONENT'S NAME	SCORE	R	SP	%
1. EDWARD KOWATCH-IN	27 / 40	37	58	63.8
2. CURLEY SEIBOLD-IN	43 / 14	42	50	84.0
3. CASEY DANNER-PA	42 / 35	37	60	61.7
4. MARVIN KRAMER-IL	40 / 19	34	50	68.0
5. HAROLD DARNOLD-IA	40 / 38	36	60	60.0
6. FLOYD BARTLEY-MI	28 / 41	32	60	53.3
7. DAN BESHORE-PA	42 / 24	48	66	72.7
8. GLEN HENTON-IA	37 / 43	39	58	67.2
9. HOWARD WEITZEL-SASK	40 / 33	32	52	61.5
10. LAWRENCE MILLER-OH	23 / 42	25	46	54.3
11. KARL VAN SANT-IN	22 / 40	22	42	52.4

WINS- 6 LOSSES- 5 POINTS - 384 384 602 63.8

7. HAROLD DARNOLD-IA

OPPONENT'S NAME	SCORE	R	SP	%
1. GLEN HENTON-IA	42 / 26	34	54	63.0
2. LAWRENCE MILLER-OH	9 / 43	17	42	40.5
3. DAN BESHORE-PA	44 / 24	34	50	68.0
4. HOWARD WEITZEL-SASK	29 / 41	27	46	58.7
5. HOWARD WEITZEL-SASK	38 / 40	34	60	56.7
6. KARL VAN SANT-IN	19 / 40	23	44	52.3
7. FLOYD BARTLEY-MI	32 / 41	37	64	57.8
8. EDWARD KOWATCH-IN	40 / 33	35	58	60.3
9. CURLEY SEIBOLD-IN	40 / 33	36	62	58.1
10. CASEY DANNER-PA	41 / 39	43	74	58.1
11. MARVIN KRAMER-IL	29 / 40	21	50	42.0

WINS- 5 LOSSES- 6 POINTS - 363 341 604 56.5

9. CURLEY SEIBOLD-IN

OPPONENT'S NAME	SCORE	R	SP	%
1. HOWARD WEITZEL-SASK	14 / 43	32	50	64.0
2. KARL VAN SANT-IN	35 / 40	55	76	70.5
3. GLEN HENTON-IA	28 / 40	34	60	56.7
4. LAWRENCE MILLER-OH	42 / 29	33	52	63.5
5. DAN BESHORE-PA	21 / 41	34	56	60.7
6. MARVIN KRAMER-IL	40 / 32	36	72	50.0
7. CASEY DANNER-PA	28 / 41	31	58	53.4
8. HAROLD DARNOLD-IA	33 / 40	35	62	56.5
9. FLOYD BARTLEY-MI	44 / 20	31	46	67.4
10. EDWARD KOWATCH-IN	34 / 42	25	46	54.3

WINS- 4 LOSSES- 7 POINTS - 361 371 622 59.6

2. LAWRENCE MILLER-OH

OPPONENT'S NAME	SCORE	R	SP	%
1. MARVIN KRAMER-IL	42 / 9	26	42	61.9
2. HAROLD DARNOLD-IA	43 / 9	29	42	69.0
3. FLOYD BARTLEY-MI	40 / 38	35	60	58.3
4. EDWARD KOWATCH-IN	42 / 25	40	54	74.1
5. CURLEY SEIBOLD-IN	29 / 42	29	52	55.8
6. CASEY DANNER-PA	39 / 40	40	68	58.8
7. HOWARD WEITZEL-SASK	40 / 15	43	64	67.2
8. KARL VAN SANT-IN	41 / 31	38	60	63.3
9. GLEN HENTON-IA	33 / 42	35	58	60.3
10. HOWARD WEITZEL-SASK	42 / 23	30	46	65.2
11. DAN BESHORE-PA	42 / 7	24	32	75.0

WINS- 8 LOSSES- 3 POINTS - 433 369 578 63.8

4. CASEY DANNER-PA

OPPONENT'S NAME	SCORE	R	SP	%
1. DAN BESHORE-PA	40 / 21	30	48	62.5
2. HOWARD WEITZEL-SASK	40 / 21	24	40	60.0
3. HOWARD WEITZEL-SASK	35 / 42	34	60	56.7
4. KARL VAN SANT-IN	23 / 44	32	56	57.1
5. GLEN HENTON-IA	38 / 44	56	76	73.7
6. LAWRENCE MILLER-OH	40 / 39	41	68	60.3
7. EDWARD KOWATCH-IN	41 / 33	35	50	70.0
8. CURLEY SEIBOLD-IN	41 / 28	36	58	62.1
9. MARVIN KRAMER-IL	40 / 30	39	64	60.9
10. HAROLD DARNOLD-IA	39 / 41	45	74	60.8
11. FLOYD BARTLEY-MI	45 / 18	26	40	65.0

WINS- 7 LOSSES- 4 POINTS - 422 398 634 62.8

6. DAN BESHORE-PA

OPPONENT'S NAME	SCORE	R	SP	%
1. CASEY DANNER-PA	21 / 40	24	48	50.0
2. MARVIN KRAMER-IL	41 / 27	32	44	72.7
3. HAROLD DARNOLD-IA	24 / 44	28	50	56.0
4. FLOYD BARTLEY-MI	41 / 13	25	36	69.4
5. EDWARD KOWATCH-IN	40 / 26	29	52	55.8
6. CURLEY SEIBOLD-IN	41 / 21	42	56	75.0
7. HOWARD WEITZEL-SASK	24 / 42	43	66	65.2
8. HOWARD WEITZEL-SASK	27 / 42	38	60	63.3
9. KARL VAN SANT-IN	9 / 41	12	30	40.0
10. GLEN HENTON-IA	42 / 38	45	62	72.6
11. LAWRENCE MILLER-OH	7 / 42	13	32	40.6

WINS- 5 LOSSES- 6 POINTS - 317 331 536 61.8

8. EDWARD KOWATCH-IN

OPPONENT'S NAME	SCORE	R	SP	%
1. HOWARD WEITZEL-SASK	40 / 27	41	58	70.7
2. KARL VAN SANT-IN	20 / 40	32	52	61.5
3. GLEN HENTON-IA	10 / 40	21	38	55.3
4. LAWRENCE MILLER-OH	25 / 42	35	54	64.8
5. DAN BESHORE-PA	26 / 40	24	52	46.2
6. HOWARD WEITZEL-SASK	43 / 32	27	48	56.3
7. CASEY DANNER-PA	33 / 41	33	50	66.0
8. HAROLD DARNOLD-IA	33 / 40	35	58	60.3
9. FLOYD BARTLEY-MI	40 / 29	36	56	64.3
10. MARVIN KRAMER-IL	39 / 41	46	68	67.6
11. CURLEY SEIBOLD-IN	42 / 34	28	46	60.9

WINS- 4 LOSSES- 7 POINTS - 351 358 580 61.7

10. HOWARD WEITZEL-SASK

OPPONENT'S NAME	SCORE	R	SP	%
1. CURLEY SEIBOLD-IN	12 / 42	18	42	42.9
2. CASEY DANNER-PA	21 / 40	19	40	47.5
3. MARVIN KRAMER-IL	42 / 15	37	56	66.1
4. HAROLD DARNOLD-IA	41 / 29	31	46	67.4
5. FLOYD BARTLEY-MI	27 / 45	26	50	52.0
6. EDWARD KOWATCH-IN	32 / 43	24	42	50.0
7. LAWRENCE MILLER-OH	15 / 40	37	64	57.8
8. DAN BESHORE-PA	42 / 27	42	60	70.0
9. HOWARD WEITZEL-SASK	33 / 40	30	52	57.7
10. KARL VAN SANT-IN	27 / 40	30	54	55.6
11. GLEN HENTON-IA	40 / 30	46	64	71.9

WINS- 4 LOSSES- 7 POINTS - 332 340 576 59.0

11. MARVIN KRAMER-IL

OPPONENT'S NAME	SCORE	R	SP	%
1. LAWRENCE MILLER-OH	9 / 42	17	42	40.5
2. DAN BESHORE-PA	27 / 41	28	44	63.6
3. RAYMOND HILL-MI	15 / 42	27	56	48.2
4. HOWARD WEITZEL-BASK	19 / 40	28	50	56.0
5. KARL VAN SANT-IN	15 / 42	25	46	54.3
6. GLEN HENTON-IA	37 / 42	38	60	63.3
7. CURLEY SEIBOLD-IN	32 / 40	38	72	52.8
8. FLOYD BARTLEY-MI	40 / 32	40	60	66.7
9. CASEY DANNER-PA	30 / 40	36	64	56.3
10. EDWARD KOWATCH-IN	41 / 39	47	68	69.1
11. HAROLD DARNOLD-IA	40 / 29	24	50	48.0

WINS- 3 LOSSES- 8 POINTS - 305 348 612 56.9


12. FLOYD BARTLEY-MI

OPPONENT'S NAME	SCORE	R	SP	%
1. KARL VAN SANT-IN	11 / 41	18	42	42.9
2. GLEN HENTON-IA	15 / 40	23	42	54.8
3. LAWRENCE MILLER-OH	38 / 40	34	60	56.7
4. DAN BESHORE-PA	13 / 41	16	36	44.4
5. RAYMOND HILL-MI	45 / 27	31	50	62.0
6. HOWARD WEITZEL-BASK	41 / 28	37	60	61.7
7. HAROLD DARNOLD-IA	41 / 32	41	64	64.1
8. MARVIN KRAMER-IL	32 / 40	36	60	60.0
9. EDWARD KOWATCH-IN	29 / 40	30	56	53.6
10. CURLEY SEIBOLD-IN	20 / 44	24	46	52.2
11. CASEY DANNER-PA	18 / 45	19	40	47.5

WINS- 3 LOSSES- 8 POINTS - 303 309 556 55.6



John Kozik - Sr. A



Bill Henn - Sr. B

SENIOR MENS DIVISION - GROUP A 1992 WORLD


Pos	Name	ST	W	L	R	SP	%
1.	JOHN KOZIK	NY	10	1	260	440	59.09
2.	FRANK JONES	TN	9	2	246	440	55.91
3.	JOSEPH WOHR	PA	8	3	248	440	56.36
4.	JAMES BORLAND	PA	7	4	239	440	54.32
5.	ANGELD CIESLAK	MA	6	5	239	440	54.32
6.	WILLIAM RECTOR	MO	5.5	5.5	245	440	55.68
7.	JESSE HOBBS	KS	5	6	260	440	59.09
8.	WARREN WOOLSEY	IN	3.5	7.5	215	440	48.86
9.	STEPHEN POWERS	OH	3	8	221	440	50.23
10.	EDWARD RISLEY	NY	3	8	118	240	49.17
11.	VERNARD BELL	KS	3	8	212	440	48.18
12.	MAX ROSEBERRY	OH	3	8	200	440	45.45

SENIOR MENS DIVISION - GROUP B 1992 WORLD

Pos	Name	ST	W	L	R	SP	%
1.	BILL HENN	KY	7.5	3.5	204	440	46.36
2.	VERNARD BELL	KS	7	4	232	440	52.73
3.	JOHN KOZIK	NY	7	4	228	440	51.82
4.	EUGENE SHEETS	OH	7	4	226	440	51.36
5.	PHIL ZOZZARD	NJ	7	4	208	440	47.27
6.	WALTER SRENASKI	WI	7	4	191	440	43.41
7.	ANGELD CIESLAK	MA	5.5	5.5	230	440	52.27
8.	JAMES BORLAND	PA	5	6	244	440	55.45
9.	WARREN WOOLSEY	IN	5	6	228	440	51.82
10.	LOMAN TUMLIN	WV	4	7	197	440	44.77
11.	JACK RAYMOND	UT	3	8	224	440	50.91
12.	JACK SWYERS	PA	1	10	150	440	34.09



John Akers - Sr. C



Gordon Miller - Sr. D



Charles Norris - Sr. E

SENIOR MENS DIVISION - GROUP C 1992 WORLD


Pos	Name	ST	W	L	R	SP	%
1.	JOHN AKERS	WV	9	3	231	480	48.13
2.	MYRON FLANN	MN	9	4	231	520	44.42
3.	WALTER BUSSE	MN	8	4	194	480	40.42
4.	BEN COWART	FL	7	4	208	440	47.27
5.	GEORGE WILFON	NV	7	4	200	440	45.45
6.	MELVIN BRAY	KS	7	4	195	440	44.32
7.	JOE WHATLEY	ONT	6	5	180	440	40.91
8.	BOB STEWART	IN	5	6	184	440	41.82
9.	ROBERT WOLFINGER	IN	4	7	191	440	43.41
10.	JAMES McCAULEY	OH	3.5	7.5	191	440	43.41
11.	WALTER STROUD	OH	2.5	8.5	176	440	40.00
12.	CURT BESTUL	WI	0	11	124	440	28.18

SENIOR MENS DIVISION - GROUP D 1992 WORLD


Pos	Name	ST	W	L	R	SP	%
1.	GORDON MILLER	OH	9	2	224	440	50.91
2.	WILLIAM CORK	NV	8	3	199	440	45.23
3.	JOHN BUCKLEY	NY	8	3	187	440	42.50
4.	EDWARD BELL	IL	7.5	3.5	193	440	43.86
5.	BILL WHITLEY	KS	6	5	178	440	40.45
6.	KENNETH BOYLES	PA	6	5	175	440	39.77
7.	JAMES STAIR	FL	5	6	169	440	38.41
8.	RUSS SCUDDER	IN	4.5	6.5	157	440	35.68
9.	JIM GIBBONS	CA	4	7	164	440	37.27
10.	LOU STEVENS	OH	3.5	7.5	164	440	37.27
11.	VINCENT STONER	OH	2.5	8.5	183	440	41.59
12.	ROBERT SCHUCH	NM	2	9	134	440	30.45

SENIOR MENS DIVISION - GROUP E 1992 WORLD

Pos	Name	ST	W	L	R	SP	%
1.	CHARLES NORRIS	IL	10	2	231	480	48.13
2.	ROLAND JOHNSON	NE	9	3	189	480	39.38
3.	STERLING TITE	OH	7.5	3.5	176	440	40.00
4.	CHARLES PIERSON	MI	6.5	4.5	160	440	36.36
5.	BRYAN SHANKS	MI	6	5	177	440	40.23
6.	REX WOOD	MI	6	5	143	440	32.50
7.	RAYMOND BOYD	OH	5.5	5.5	161	440	36.59
8.	RAY CORMIER	ONT	5.5	5.5	155	440	35.23
9.	ELMER LOOSER	OH	4	7	167	440	37.95
10.	LES SHAFFER	OH	4	7	130	440	29.55
11.	DICK DIXON	KS	3	8	130	440	29.55
12.	FRANK LAWLOR	NY	0	11	72	440	16.36



Charles Strong - Sr. F



James Lemons - Sr. G



Frank Schulte - Sr. H

SENIOR MENS DIVISION - GROUP F 1992 WORLD							
Pos	Name	ST	W	L	R	SP	%
1.	CHARLES STRONG	OH	9	2	167	440	37.95
2.	EDWIN STEIN	OH	8	3	169	440	38.41
3.	FLOYD CORNELL	AZ	7.5	3.5	186	440	42.27
4.	REG SMOKE	ONT	7.5	3.5	164	440	37.27
5.	BILL COURTWRIGHT	MO	7	4	155	440	35.23
6.	JOHN IMHOF	NY	6	5	151	440	34.32
7.	KEITH LEPARD	OH	6	5	150	440	34.09
8.	EUGENE WAGONFIELD	OH	4	7	138	440	31.36
9.	HAROLD MINEER	NM	4	7	123	440	27.95
10.	ROBERT ANDERSON	IN	3	8	116	440	26.36
11.	ANDREW WAISEMPACHER	NJ	2.5	8.5	115	440	26.14
12.	ROBERT LOBELL	NJ	1.5	9.5	113	440	25.68

SENIOR MENS DIVISION - GROUP G 1992 WORLD							
Pos	Name	ST	W	L	R	SP	%
1.	JAMES LEMONS	VA	8.5	2.5	146	440	33.18
2.	JOHN RAFFA	PA	8.5	2.5	118	440	26.82
3.	BILL LAWSON	MA	8	3	125	440	28.41
4.	IRVING KING	MO	7	4	122	440	27.73
5.	GLEN MOULDER	GA	6	5	115	440	26.14
6.	EDWARD QUIGLEY	NJ	5	6	123	440	27.95
7.	CHARLES ELLIOTT	WV	5	6	122	440	27.73
8.	GEORGE WELDON	MO	5	6	116	440	26.36
9.	KEITH DOONAN	IL	4.5	6.5	134	440	30.45
10.	RUFUS HARRIS	KY	4.5	6.5	97	440	22.05
11.	FOREST KALLIN	NY	4	7	100	440	22.73
12.	KENNETH WARNER	MI	0	11	61	440	13.86

SENIOR MENS DIVISION - GROUP H 1992 WORLD							
Pos	Name	ST	W	L	R	SP	%
1.	FRANK SCHULTE	KS	11	0	154	440	35.00
2.	RALPH DRAKE	OH	10	1	120	440	27.27
3.	LED STEVENS	OH	7	4	127	440	28.86
4.	JOHN MUSLAWSKI	ME	7	4	64	440	14.55
5.	ELMER BREUER	MO	6	5	107	440	24.32
6.	PAUL MATHIAS	OH	5	6	102	440	23.18
7.	HARLAN WILKINSON	NY	5	6	78	440	17.73
8.	RUSSELL DOCKSTADER	IL	4	7	95	440	21.59
9.	CAREY BAKER	MI	3	8	100	440	22.73
10.	WILLIAM HILDEBRAND	WI	3	8	74	440	16.82
11.	LOREN SMITH	KS	3	8	61	440	13.86
12.	ALLAN BOND	TX	2	9	72	440	16.36



Edwin Miller - Elder 40' Champion

Elder Men's 40 Foot Division

**Championship Prelims
Top 6 Advance to Finals
Last 6 Formed Class A**

COMBINED GROUPS 41-- THRU 42--

Pos	Name	ST	W	L	R	SP	%
1.	FRANCIS WHITE	PA	4	1	170	250	68.00
2.	ALDEN ALLBAUGH	KS	3	2	147	250	58.80
3.	EDWIN MILLER	OH	2	3	146	250	58.40
4.	WALT ROBINSON	CA	2	3	145	250	58.00
5.	CLAUDE SHANNAHAN	MI	4	1	143	250	57.20
6.	LOUIS BENSINGER	WI	4.5	0.5	142	250	56.80
7.	LESTER ROSE	OH	2.5	2.5	139	250	55.60
8.	WILLARD NAPIER	CA	4	1	135	250	54.00
9.	MARVIN REHEIS	KS	2	3	135	250	54.00
10.	LEROY ROWE	IN	2	3	125	250	50.00
11.	WOODY WILSON	IA	0	5	121	250	48.40
12.	MELVIN KALB	OH	0	5	103	250	41.20

ELDER MENS '40' FOOT DIVISION -

Pos	Name	ST	W	L	R	SP	%
1.	EDWIN MILLER	OH	7	3	315	540	58.33
2.	FRANCIS WHITE	PA	6	4	322	558	57.71
3.	ALDEN ALLBAUGH	KS	6	4	299	528	56.63
4.	WALT ROBINSON	CA	5	5	317	552	57.43
5.	LOUIS BENSINGER	WI	4	6	281	534	52.62
6.	CLAUDE SHANNAHAN	MI	2	8	241	500	48.20

ELDER MENS '40' FOOT DIVISION -

1. EDWIN MILLER-OH

OPPONENT'S NAME	SCORE	R	SP	%
1. CLAUDE SHANNAHAN-MI	40 / 26	35	52	67.3
2. ALDEN ALLBAUGH-KS	41 / 27	34	54	63.0
3. LOUIS BENSINGER-WI	41 / 17	32	50	64.0
4. FRANCIS WHITE-PA	41 / 22	32	56	57.1
5. WALT ROBINSON-CA	40 / 33	32	54	59.3
6. ALDEN ALLBAUGH-KS	40 / 28	31	56	55.4
7. CLAUDE SHANNAHAN-MI	39 / 40	25	52	48.1
8. LOUIS BENSINGER-WI	40 / 35	31	54	57.4
9. FRANCIS WHITE-PA	22 / 40	41	68	60.3
10. WALT ROBINSON-CA	18 / 41	22	44	50.0

WINS- 7 LOSSES- 3 POINTS - 362 315 540 58.3

3. ALDEN ALLBAUGH-KS

OPPONENT'S NAME	SCORE	R	SP	%
1. WALT ROBINSON-CA	41 / 35	27	54	50.0
2. EDWIN MILLER-OH	27 / 41	28	54	51.9
3. CLAUDE SHANNAHAN-MI	41 / 18	25	38	65.8
4. LOUIS BENSINGER-WI	41 / 25	31	52	59.6
5. FRANCIS WHITE-PA	27 / 42	33	60	55.0
6. EDWIN MILLER-OH	28 / 40	29	56	51.8
7. WALT ROBINSON-CA	42 / 26	33	52	63.5
8. CLAUDE SHANNAHAN-MI	43 / 26	29	54	53.7
9. LOUIS BENSINGER-WI	41 / 20	37	58	63.8
10. FRANCIS WHITE-PA	35 / 40	27	50	54.0

WINS- 6 LOSSES- 4 POINTS - 366 299 528 56.6

CHAMPIONSHIP CLASS 1992 WORLD

Pos	Name	ST	W	L	R	SP	%
1.	EDWIN MILLER	OH	7	3	315	540	58.33
2.	FRANCIS WHITE	PA	6	4	322	558	57.71
3.	ALDEN ALLBAUGH	KS	6	4	299	528	56.63
4.	WALT ROBINSON	CA	5	5	317	552	57.43
5.	LOUIS BENSINGER	WI	4	6	281	534	52.62
6.	CLAUDE SHANNAHAN	MI	2	8	241	500	48.20

CHAMPIONSHIP CLASS 1992 WORLD

2. FRANCIS WHITE-PA

OPPONENT'S NAME	SCORE	R	SP	%
1. LOUIS BENSINGER-WI	26 / 43	25	46	54.3
2. CLAUDE SHANNAHAN-MI	40 / 21	28	46	56.5
3. WALT ROBINSON-CA	37 / 43	41	64	64.1
4. EDWIN MILLER-OH	22 / 41	28	56	46.4
5. ALDEN ALLBAUGH-KS	42 / 27	38	60	63.3
6. CLAUDE SHANNAHAN-MI	40 / 28	29	52	55.8
7. LOUIS BENSINGER-WI	42 / 38	26	52	50.0
8. WALT ROBINSON-CA	39 / 41	38	64	59.4
9. EDWIN MILLER-OH	40 / 22	46	68	67.6
10. ALDEN ALLBAUGH-KS	40 / 35	27	50	54.0

WINS- 6 LOSSES- 4 POINTS - 368 322 558 57.7

4. WALT ROBINSON-CA

OPPONENT'S NAME	SCORE	R	SP	%
1. ALDEN ALLBAUGH-KS	35 / 41	27	54	50.0
2. LOUIS BENSINGER-WI	34 / 41	27	56	48.2
3. FRANCIS WHITE-PA	43 / 37	43	64	67.2
4. CLAUDE SHANNAHAN-MI	40 / 35	29	52	55.8
5. EDWIN MILLER-OH	33 / 40	30	54	55.6
6. LOUIS BENSINGER-WI	38 / 42	32	62	51.6
7. ALDEN ALLBAUGH-KS	26 / 42	29	52	55.8
8. FRANCIS WHITE-PA	41 / 39	39	64	60.9
9. CLAUDE SHANNAHAN-MI	41 / 26	31	50	62.0
10. EDWIN MILLER-OH	41 / 18	30	44	68.2

WINS- 5 LOSSES- 5 POINTS - 372 317 552 57.4

5. LOUIS BENSINGER-WI

OPPONENT'S NAME	SCORE	R	SP	%
1. FRANCIS WHITE-PA	43 / 26	30	46	65.2
2. WALT ROBINSON-CA	41 / 34	30	56	53.6
3. EDWIN MILLER-OH	17 / 41	26	50	52.0
4. ALDEN ALLBAUGH-KS	25 / 41	26	52	50.0
5. CLAUDE SHANNAHAN-MI	38 / 42	23	56	41.1
6. WALT ROBINSON-CA	42 / 38	33	62	53.2
7. FRANCIS WHITE-PA	38 / 42	26	52	50.0
8. EDWIN MILLER-OH	35 / 40	29	54	53.7
9. ALDEN ALLBAUGH-KS	20 / 41	31	58	53.4
10. CLAUDE SHANNAHAN-MI	43 / 23	27	48	56.3

WINS- 4 LOSSES- 6 POINTS - 342 281 534 52.6


6. CLAUDE SHANNAHAN-MI

OPPONENT'S NAME	SCORE	R	SP	%
1. EDWIN MILLER-OH	26 / 40	30	52	57.7
2. FRANCIS WHITE-PA	21 / 40	20	46	43.5
3. ALDEN ALLBAUGH-KS	18 / 41	17	38	44.7
4. WALT ROBINSON-CA	35 / 40	26	52	50.0
5. LOUIS BENSINGER-WI	42 / 38	27	56	48.2
6. FRANCIS WHITE-PA	28 / 40	25	52	48.1
7. EDWIN MILLER-OH	40 / 39	24	52	46.2
8. ALDEN ALLBAUGH-KS	26 / 43	26	54	48.1
9. WALT ROBINSON-CA	26 / 41	24	50	48.0
10. LOUIS BENSINGER-WI	23 / 43	22	48	45.8

WINS- 2 LOSSES- 8 POINTS - 285 241 500 48.2



Marvin Reheis - Elder 40' A



Louis Bensinger - Elder 40' B



Merle Koeppel - Elder 40' C

ELDER MENS '40' FOOT DIVISION - GROUP A 1992 WORLD


Pos	Name	ST	W	L	R	SP	%
1.	MARVIN REHEIS	KS	9	2	271	440	61.59
2.	WILLARD NAPIER	CA	8	3	282	440	64.09
3.	LESTER ROSE	OH	6	4	225	400	56.25
4.	LEROY ROWE	IN	4	6	207	400	51.75
5.	WOODY WILSON	IA	3	7	206	400	51.50
6.	MELVIN KALB	OH	1	9	189	400	47.25

ELDER MENS '40' FOOT DIVISION - GROUP B 1992 WORLD


Pos	Name	ST	W	L	R	SP	%
1.	LOUIS BENSINGER	WI	10	0	227	400	56.75
2.	ART ROSE	OH	6	4	202	400	50.50
3.	ELMER SWARTZ	FL	6	4	172	400	43.00
4.	JACK SUTTON	IL	4	6	194	400	48.50
5.	JACK ADAMS	SASK	2	8	181	400	45.25
6.	FRED LAVETT	CA	2	8	134	400	33.50

ELDER MENS '40' FOOT DIVISION - GROUP C 1992 WORLD


Pos	Name	ST	W	L	R	SP	%
1.	MERLE KOEPPEL	OH	8	2	174	400	43.50
2.	JOSEPH RINEHART	PA	7	3	177	400	44.25
3.	JOE HARMAN	OH	7	3	165	400	41.25
4.	DOYLE MAIKRANZ	IN	6	4	197	400	49.25
5.	PACER		0	8	0	0	0.00
6.	PACER		0	8	0	0	0.00



Frank Hiendlmayr - Elder 40 D



Pete Harris - Elder 40' E



Kenneth Nixon - Elder 40' F



Arthur Matthews - Elder 40' G

ELDER MENS '40' FOOT DIVISION		- GROUP D 1992		WORLD			
Pos	Name	ST	W	L	R	SP	%
1.	FRANK HIENDELMAYR	OH	8	2	197	400	49.25
2.	HENRY MULLET	FL	7	3	176	400	44.00
3.	SHADE WATKINS	OH	7	3	173	400	43.25
4.	BOB WHITE	MI	6	4	169	400	42.25
5.	PACER		0	8	0	0	0.00
6.	PACER		0	8	0	0	0.00

ELDER MENS '40' FOOT DIVISION		- GROUP E 1992		WORLD			
Pos	Name	ST	W	L	R	SP	%
1.	PETE HARRIS	FL	9	2	209	440	47.50
2.	EVERETT BUEHNER	OH	8	3	180	440	40.91
3.	GLENN HODDY	OH	6.5	3.5	147	400	36.75
4.	GLEN SEBRING	PA	3.5	6.5	134	400	33.50
5.	DOC BIRBECK	ONT	3	7	136	400	34.00
6.	DONALD STRAW	OH	1	9	105	400	26.25

ELDER MENS '40' FOOT DIVISION		- GROUP F 1992		WORLD			
Pos	Name	ST	W	L	R	SP	%
1.	KENNETH NIXON	NY	8.5	1.5	149	400	37.25
2.	ROBERT McDONALD	FL	8	2	155	400	38.75
3.	JAMES SHARKEY	NY	6	4	143	400	35.75
4.	HAROLD MORRIS	MI	3.5	6.5	104	400	26.00
5.	GERALD HOEPPNER	IN	3	7	111	400	27.75
6.	PAUL SHUTT	IL	1	9	86	400	21.50

ELDER MENS '40' FOOT DIVISION		- GROUP G 1992		WORLD			
Pos	Name	ST	W	L	R	SP	%
1.	ARTHUR MATTHEWS	MI	8	2	136	400	34.00
2.	MAURICE BROCHU	CT	6	4	118	400	29.50
3.	NORM CLARK	WI	6	4	116	400	29.00
4.	ERNEST CHITTENDEN	NY	4	6	104	400	26.00
5.	TAYLOR CARNAHAN	PA	4	6	93	400	23.25
6.	FRANCIS HOYT	OH	2	8	86	400	21.50



Frank Bohun - Elder 30' Champ

Elder Men 30 Foot Division

Championship Prelims
Top 6 Advanced to Finals
Last 6 Formed Class A

COMBINED GROUPS 31-- THRU 32--

Pos	Name	ST	W	L	R	SP	%
1.	FRANK BOHUN	PA	5	0	198	250	79.20
2.	HENRY HOSTETLER	OH	4	1	194	250	77.60
3.	TOM ALLEN	MO	4	1	165	250	66.00
4.	RALPH MAYLAHN	WI	0	5	165	250	66.00
5.	DALE HENRY	TX	3	2	161	250	64.40
6.	PAUL SCHEUB	FL	4	1	156	250	62.40
7.	JESSE BURROWS	ALTA	3	2	156	250	62.40
8.	FRANCIS NOCKERTS	KY	2	3	150	250	60.00
9.	WAYNE SHELINBARGER	KS	2	3	147	250	58.80
10.	BUD PRICE	BC	2	3	145	250	58.00
11.	RUSSELL LOBUZZETTA	FL	0	5	131	250	52.40
12.	JOE ZDGLMAN	CA	1	4	128	250	51.20

ELDER MENS '30' FOOT DIVISION - CHAMPIONSHIP

Pos	Name	ST	W	L	R	SP	%
1.	FRANK BOHUN	PA	9	2	451	582	77.49
2.	DALE HENRY	TX	8	3	463	646	71.67
3.	HENRY HOSTETLER	OH	7	3	435	596	72.99
4.	RALPH MAYLAHN	WI	3	7	350	534	65.54
5.	TOM ALLEN	MO	3	7	332	514	64.59
6.	PAUL SCHEUB	FL	1	9	398	596	66.78

ELDER MENS '30' FOOT DIVISION - CHAMPIONSHIP CLASS 1992 WORLD

OPONENT'S NAME	SCORE	R	SP	%
1. PAUL SCHEUB-FL	40 / 21	40	52	76.9
2. DALE HENRY-TX	40 / 22	54	64	84.4
3. RALPH MAYLAHN-WI	41 / 14	41	50	82.0
4. TOM ALLEN-MO	32 / 41	35	54	64.8
5. HENRY HOSTETLER-OH	40 / 23	49	60	81.7
6. DALE HENRY-TX	32 / 41	39	58	67.2
7. PAUL SCHEUB-FL	41 / 13	39	46	84.8
8. RALPH MAYLAHN-WI	41 / 11	32	42	76.2
9. TOM ALLEN-MO	40 / 11	28	36	77.8
10. HENRY HOSTETLER-OH	40 / 18	40	48	83.3
11. DALE HENRY-TX	41 / 38	54	72	75.0

WINS- 9 LOSSES- 2 POINTS - 428 451 582 77.5

3. HENRY HOSTETLER-OH

OPONENT'S NAME	SCORE	R	SP	%
1. RALPH MAYLAHN-WI	43 / 13	24	30	80.0
2. TOM ALLEN-MO	40 / 25	49	62	79.0
3. DALE HENRY-TX	40 / 16	36	48	75.0
4. PAUL SCHEUB-FL	42 / 39	64	86	74.4
5. FRANK BOHUN-PA	23 / 40	43	60	71.7
6. TOM ALLEN-MO	43 / 21	38	48	79.2

WINS- 8 LOSSES- 3 POINTS - 406 463 646 71.7

7. RALPH MAYLAHN-WI	40 / 38	62	90	68.9
8. DALE HENRY-TX	20 / 41	42	62	67.7
9. PAUL SCHEUB-FL	40 / 36	44	62	71.0
10. FRANK BOHUN-PA	18 / 40	33	48	68.8

WINS- 7 LOSSES- 3 POINTS - 349 435 596 73.0

4. RALPH MAYLAHN-WI

OPPONENT'S NAME	SCORE	R	SP	%
1. HENRY HOSTETLER-OH	13 / 43	14	30	46.7
2. PAUL SCHEUB-FL	45 / 29	38	56	67.9
3. FRANK BOHUN-PA	14 / 41	32	50	64.0
4. DALE HENRY-TX	13 / 45	24	42	57.1
5. TOM ALLEN-MO	24 / 40	35	56	62.5
6. PAUL SCHEUB-FL	42 / 29	43	64	67.2

7. HENRY HOSTETLER-OH	38 / 40	64	90	71.1
8. FRANK BOHUN-PA	11 / 41	22	42	52.4
9. DALE HENRY-TX	34 / 40	43	64	67.2
10. TOM ALLEN-MO	41 / 7	35	40	67.5

WINS- 3 LOSSES- 7 POINTS - 275 350 534 65.5

5. TOM ALLEN-MO




OPPONENT'S NAME	SCORE	R	SP	%
1. DALE HENRY-TX	20 / 40	35	60	58.3
2. HENRY HOSTETLER-OH	25 / 40	45	62	72.6
3. PAUL SCHEUB-FL	40 / 34	45	64	70.3
4. FRANK BOHUN-PA	41 / 32	38	54	70.4
5. RALPH MAYLAHN-WI	40 / 24	40	56	71.4
6. HENRY HOSTETLER-OH	21 / 43	31	48	64.6
7. DALE HENRY-TX	38 / 42	34	52	65.4
8. PAUL SCHEUB-FL	15 / 42	22	42	52.4
9. FRANK BOHUN-PA	11 / 40	18	36	50.0
10. RALPH MAYLAHN-WI	7 / 41	24	40	60.0

WINS- 3 LOSSES- 7 POINTS - 258 332 514 64.6

6. PAUL SCHEUB-FL

OPPONENT'S NAME	SCORE	R	SP	%
1. FRANK BOHUN-PA	21 / 40	35	52	67.3
2. RALPH MAYLAHN-WI	29 / 45	33	56	58.9
3. TOM ALLEN-MO	34 / 40	44	64	68.8
4. HENRY HOSTETLER-OH	39 / 42	64	86	74.4
5. DALE HENRY-TX	22 / 41	44	66	66.7
6. RALPH MAYLAHN-WI	29 / 42	40	64	62.5
7. FRANK BOHUN-PA	13 / 41	30	46	65.2
8. TOM ALLEN-MO	42 / 15	31	42	73.8
9. HENRY HOSTETLER-OH	36 / 40	44	62	71.0
10. DALE HENRY-TX	22 / 40	33	58	56.9

WINS- 1 LOSSES- 9 POINTS - 287 398 596 66.8



Francis Nockerts - Elder 30' A

Dale Henry - Elder 30' B

Fred Lenhart - Elder 30' C

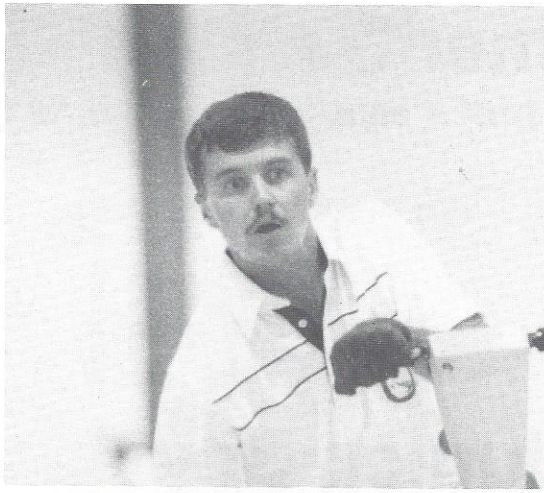
Wayne Shelinbarger - E. 30' D

ELDER MENS '30' FOOT DIVISION - GROUP A 1992 WORLD						
Pos	Name	ST	W	L	R	SP %
1.	FRANCIS NOCKERTS	KY	8	2	260	400 65.00
2.	WAYNE SHELINBARGER	KS	6	4	258	400 64.50
3.	RUSSELL LOBUZZETTA	FL	6	4	255	400 63.75
4.	BUD PRICE	BC	5	5	246	400 61.50
5.	JOE ZOGLMAN	CA	3	7	236	400 59.00
6.	JESSE BURROWS	ALTA	2	8	229	400 57.25

ELDER MENS '30' FOOT DIVISION - GROUP B 1992 WORLD						
Pos	Name	ST	W	L	R	SP %
1.	DALE HENRY	TX	9	1	256	400 64.00
2.	JOE ZOGLMAN	CA	8	2	228	400 57.00
3.	HARLAN JENSEN	NE	5	5	206	400 51.50
4.	DICK MOUNTAIN	ALTA	4	6	212	400 53.00
5.	CHARLES ROSSELL	MT	4	6	189	400 47.25
6.	PACER		0	10	0	0 0.00

ELDER MENS '30' FOOT DIVISION - GROUP C 1992 WORLD						
Pos	Name	ST	W	L	R	SP %
1.	FRED LENHART	OH	8	2	194	400 48.50
2.	JOE MORGAN	FL	7	3	210	400 52.50
3.	HAROLD BESTUL	WI	6	4	201	400 50.25
4.	ALBERT MORRIS	MI	5	5	203	400 50.75
5.	WALTER HOUSE	IN	4	6	184	400 46.00
6.	PACER		0	10	0	0 0.00

ELDER MENS '30' FOOT DIVISION - GROUP D 1992 WORLD						
Pos	Name	ST	W	L	R	SP %
1.	WAYNE SHELINBARGER	KS	9	1	247	400 61.75
2.	OMAR BLACKETER	KY	6	4	201	400 50.25
3.	HOLLAND PAYNE	CA	5.5	4.5	192	400 48.00
4.	ERNEST BLANCHET	NY	3.5	6.5	191	400 47.75
5.	GEROGE BERCINI	PA	3	7	192	400 48.00
6.	JAKE SCHMELTZ	FL	3	7	162	400 40.50



Dennis Reid - Elder 30' E



Orval Madden - Elder 30' F



Herman Pirch - Elder 30' G



Milton Vinson - Elder 30' H

ELDER MENS '30' FOOT DIVISION

Pos	Name	ST
1.	DENNIS REID	IL
2.	TOM ALLEN	MO
3.	BUD SCHARDINE	UT
4.	ELMER BRANSON	IN
5.	HERB McCOSKEY	IN
6.	PACER	

- GROUP E 1992 WORLD						
W	L	R	SP	%		
10	0	221	400	55.25		
8	2	244	400	61.00		
6	4	200	400	50.00		
3	7	150	400	37.50		
3	7	133	400	33.25		
0	10	0	0	0.00		

ELDER MENS '30' FOOT DIVISION

Pos	Name	ST
1.	ORVAL MADDEN	CA
2.	BERNARD DAVIS	OH
3.	DON HERENDEEN	IN
4.	OSCAR STOCKWELL	MI
5.	JESSE LEONARD	AZ
6.	BOB MULLENHOUR	MI

- GROUP F 1992 WORLD						
W	L	R	SP	%		
8.5	1.5	183	400	45.75		
7	3	177	400	44.25		
6	4	143	400	35.75		
4.5	5.5	118	400	29.50		
3	7	107	400	26.75		
1	9	81	400	20.25		

ELDER MENS '30' FOOT DIVISION

Pos	Name	ST
1.	HERMAN PIRCH	MO
2.	OSCAR HOPE	MI
3.	BILL WENDT	IL
4.	ORVAL COXON	ONT
5.	LEE JACOBS	MI
6.	AL FRATTARE	NY

- GROUP G 1992 WORLD						
W	L	R	SP	%		
9	1	178	400	44.50		
7	3	139	400	34.75		
6	4	104	400	26.00		
4.5	5.5	74	400	18.50		
2.5	7.5	51	400	12.75		
1	9	50	400	12.50		

ELDER MENS '30' FOOT DIVISION

Pos	Name	ST
1.	MILTON VINSON	GA
2.	CLYDE HEWETT	ME
3.	CARL SANDT	TX
4.	KENNETH McELWAIN	NY
5.	RAYMOND MAZA	IL
6.	JOHN BEHARRY	OH

- GROUP H 1992 WORLD						
W	L	R	SP	%		
10	0	204	400	51.00		
7	3	127	400	31.75		
6	4	126	400	31.50		
4	6	94	400	23.50		
3	7	82	400	20.50		
0	10	63	400	15.75		



Jim Walters - Junior Boys Champion

Junior Boys' Division

**Championship Prelims
Top 10 Advanced to Finals
Last 6 Formed Class A**

COMBINED GROUPS B1-- THRU B2--

Pos	Name	ST	W	L	R	SP	%
1.	JIM WALTERS	OH	7	0	306	350	87.43
2.	VORN VEN	KS	5	2	295	350	84.29
3.	MARK MAUTHE	WI	4	3	270	350	77.14
4.	JOHN WALTERS	OH	4	3	267	350	76.29
5.	RONNIE MEREDITH	KY	7	0	265	350	75.71
6.	BRETT FRANCIS	MO	5	2	263	350	75.14
7.	TIM HYTREK	WY	5	2	250	350	71.43
8.	LENWOOD CONNER	VA	4	3	248	350	70.86
9.	VANCE HARREN	MN	4	3	246	350	70.29
10.	JASON GOLDSMITH	WI	3	4	236	350	67.43
11.	CHRIS HARREN	MN	3	4	225	350	64.29
12.	CHRIS STRAUSS	ONT	0	7	217	350	62.00
13.	DANIEL REYNOLDS	ME	2	5	216	350	61.71
14.	JEFF POUTANEN	MI	2	5	214	350	61.14
15.	MIKE NEWTON	SD	1	6	189	350	54.00
16.	GARY MINNICK	AZ	0	7	158	350	45.14

JUNIOR BOYS DIVISION - CHAMPIONSHIP CLASS 1992 WORLD

Pos	Name	ST	W	L	R	SP	%
1.	JIM WALTERS	OH	9	0	552	618	89.32
2.	VORN VEN	KS	8	1	549	672	81.70
3.	LENWOOD CONNER	VA	5	4	461	574	80.31
4.	BRETT FRANCIS	MO	5	4	478	614	77.85
5.	MARK MAUTHE	WI	5	4	427	556	76.80
6.	TIM HYTREK	WY	4	5	397	558	71.15
7.	RONNIE MEREDITH	KY	3	6	476	626	76.04
8.	VANCE HARREN	MN	3	6	391	538	72.68
9.	JASON GOLDSMITH	WI	2	7	315	492	64.02
10.	JOHN WALTERS	OH	1	8	473	628	75.32

JUNIOR BOYS DIVISION - CHAMPIONSHIP CLASS 1992 WORLD

1. JIM WALTERS-OH

OPPONENT'S NAME	SCORE	R	SP	%
1. JASON GOLDSMITH-WI	42 / 0	49	52	94.2
2. VANCE HARREN-MN	40 / 4	33	36	91.7
3. LENWOOD CONNER-VA	41 / 15	73	80	91.3
4. TIM HYTREK-WY	41 / 13	55	62	88.7
5. BRETT FRANCIS-MO	40 / 12	45	50	90.0
6. RONNIE MEREDITH-KY	40 / 19	70	78	89.7
7. JOHN WALTERS-OH	42 / 33	69	80	86.3
8. MARK MAUTHE-WI	42 / 21	65	72	90.3
9. VORN VEN-KS	41 / 33	93	108	86.1

WINS- 9 LOSSES- 0 POINTS - 369 552 618 89.3

3. LENWOOD CONNER-VA

OPPONENT'S NAME	SCORE	R	SP	%
1. MARK MAUTHE-WI	32 / 41	57	74	77.0
2. VORN VEN-KS	38 / 42	66	84	78.6
3. JIM WALTERS-OH	15 / 41	65	80	81.3
4. JASON GOLDSMITH-WI	42 / 6	37	40	92.5
5. VANCE HARREN-MN	44 / 20	61	74	82.4
6. JOHN WALTERS-OH	42 / 18	41	48	85.4
7. TIM HYTREK-WY	40 / 37	44	60	73.3
8. BRETT FRANCIS-MO	41 / 11	37	46	80.4
9. RONNIE MEREDITH-KY	33 / 41	53	68	77.9

WINS- 5 LOSSES- 4 POINTS - 327 461 574 80.3

5. MARK MAUTHE-WI

OPPONENT'S NAME	SCORE	R	SP	%
1. LENWOOD CONNER-VA	41 / 32	60	74	81.1
2. JASON GOLDSMITH-WI	40 / 21	34	48	70.8
3. VANCE HARREN-MN	42 / 10	35	42	83.3
4. RONNIE MEREDITH-KY	40 / 25	54	70	77.1
5. TIM HYTREK-WY	35 / 41	41	58	70.7
6. BRETT FRANCIS-MO	29 / 41	51	70	72.9
7. VORN VEN-KS	22 / 40	41	56	73.2
8. JIM WALTERS-OH	21 / 42	58	72	80.6
9. JOHN WALTERS-OH	42 / 21	53	66	80.3

WINS- 5 LOSSES- 4 POINTS - 312 427 556 76.8

7. RONNIE MEREDITH-KY

OPPONENT'S NAME	SCORE	R	SP	%
1. BRETT FRANCIS-MO	37 / 40	68	88	77.3
2. TIM HYTREK-WY	14 / 41	41	58	70.7
3. JOHN WALTERS-OH	41 / 38	60	80	75.0
4. MARK MAUTHE-WI	25 / 40	50	70	71.4
5. VORN VEN-KS	18 / 42	57	78	73.1
6. JIM WALTERS-OH	19 / 40	63	78	80.8
7. JASON GOLDSMITH-WI	45 / 6	30	34	88.2
8. VANCE HARREN-MN	32 / 41	52	72	72.2
9. LENWOOD CONNER-VA	41 / 33	55	68	80.9

WINS- 3 LOSSES- 6 POINTS - 272 476 626 76.0

9. JASON GOLDSMITH-WI

OPPONENT'S NAME	SCORE	R	SP	%
1. JIM WALTERS-OH	0 / 42	36	52	69.2
2. MARK MAUTHE-WI	21 / 40	28	48	58.3
3. VORN VEN-KS	28 / 40	35	54	64.8
4. LENWOOD CONNER-VA	6 / 42	25	40	62.5
5. JOHN WALTERS-OH	40 / 31	50	70	71.4
6. VANCE HARREN-MN	40 / 36	46	66	69.7
7. RONNIE MEREDITH-KY	6 / 45	16	34	47.1
8. TIM HYTREK-WY	28 / 40	42	72	58.3
9. BRETT FRANCIS-MO	22 / 42	37	56	66.1

WINS- 2 LOSSES- 7 POINTS - 191 315 492 64.0

2. VORN VEN-KS

OPPONENT'S NAME	SCORE	R	SP	%
1. VANCE HARREN-MN	41 / 36	75	92	81.5
2. LENWOOD CONNER-VA	42 / 38	67	84	79.8
3. JASON GOLDSMITH-WI	40 / 28	38	54	70.4
4. BRETT FRANCIS-MO	42 / 33	79	94	84.0
5. RONNIE MEREDITH-KY	42 / 18	65	78	83.3
6. TIM HYTREK-WY	41 / 18	41	52	78.8
7. MARK MAUTHE-WI	40 / 22	47	56	83.9
8. JOHN WALTERS-OH	41 / 13	47	54	87.0
9. JIM WALTERS-OH	33 / 41	90	108	83.3

WINS- 8 LOSSES- 1 POINTS - 362 549 672 81.7

4. BRETT FRANCIS-MO

OPPONENT'S NAME	SCORE	R	SP	%
1. RONNIE MEREDITH-KY	40 / 37	70	88	79.5
2. JOHN WALTERS-OH	36 / 40	85	100	85.0
3. TIM HYTREK-WY	45 / 28	56	72	77.8
4. VORN VEN-KS	33 / 42	76	94	80.9
5. JIM WALTERS-OH	12 / 40	36	50	72.0
6. MARK MAUTHE-WI	41 / 29	55	70	78.6
7. VANCE HARREN-MN	40 / 21	30	38	78.9
8. LENWOOD CONNER-VA	11 / 41	27	46	58.7
9. JASON GOLDSMITH-WI	42 / 22	43	56	76.8

WINS- 5 LOSSES- 4 POINTS - 300 478 614 77.9

6. TIM HYTREK-WY

OPPONENT'S NAME	SCORE	R	SP	%
1. JOHN WALTERS-OH	41 / 35	50	68	73.5
2. RONNIE MEREDITH-KY	41 / 14	50	58	86.2
3. BRETT FRANCIS-MO	28 / 45	51	72	70.8
4. JIM WALTERS-OH	13 / 41	46	62	74.2
5. MARK MAUTHE-WI	41 / 35	43	58	74.1
6. VORN VEN-KS	18 / 41	33	52	63.5
7. LENWOOD CONNER-VA	37 / 40	42	60	70.0
8. JASON GOLDSMITH-WI	40 / 28	46	72	63.9
9. VANCE HARREN-MN	31 / 40	36	56	64.3

WINS- 4 LOSSES- 5 POINTS - 290 397 558 71.1

8. VANCE HARREN-MN


OPPONENT'S NAME	SCORE	R	SP	%
1. VORN VEN-KS	36 / 41	73	92	79.3
2. JIM WALTERS-OH	4 / 40	21	36	58.3
3. MARK MAUTHE-WI	10 / 42	25	42	59.5
4. JOHN WALTERS-OH	40 / 18	54	62	87.1
5. LENWOOD CONNER-VA	20 / 44	54	74	73.0
6. JASON GOLDSMITH-WI	36 / 40	44	66	66.7
7. BRETT FRANCIS-MO	21 / 40	24	38	63.2
8. RONNIE MEREDITH-KY	41 / 32	56	72	77.8
9. TIM HYTREK-WY	40 / 31	40	56	71.4

WINS- 3 LOSSES- 6 POINTS - 248 391 538 72.7

10. JOHN WALTERS-OH

OPPONENT'S NAME	SCORE	R	SP	%
1. TIM HYTREK-WY	35 / 41	48	68	70.6
2. BRETT FRANCIS-MO	40 / 36	86	100	86.0
3. RONNIE MEREDITH-KY	38 / 41	58	80	72.5
4. VANCE HARREN-MN	18 / 40	47	62	75.8
5. JASON GOLDSMITH-WI	31 / 40	49	70	70.0
6. LENWOOD CONNER-VA	18 / 42	33	48	68.8
7. JIM WALTERS-OH	33 / 42	66	80	82.5
8. VORN VEN-KS	13 / 41	38	54	70.4
9. MARK MAUTHE-WI	21 / 42	48	66	72.7

WINS- 1 LOSSES- 8 POINTS - 247 473 628 75.3



Chris Harren - Jr. Boys A

Tim Hytrek - Jr. Boys B

Timothy Thurber - Jr. Boys C

Jim Urie - Jr. Boys D

JUNIOR BOYS DIVISION - GROUP A 1992 WORLD

Pos	Name	ST	W	L	R	SP	%
1.	CHRIS HARREN	MN	9.5	0.5	281	400	70.25
2.	CHRIS STRAUSS	ONT	6.5	3.5	241	400	60.25
3.	JEFF POUTANEN	MI	6	4	252	400	63.00
4.	DANIEL REYNOLDS	ME	5	5	237	400	59.25
5.	MIKE NEWTON	SD	2	8	220	400	55.00
6.	GARY MINNICK	AZ	1	9	174	400	43.50

JUNIOR BOYS DIVISION - GROUP B 1992 WORLD


Pos	Name	ST	W	L	R	SP	%
1.	TIM HYTREK	WY	11	0	323	440	73.41
2.	MATT LOCKHART	IL	9	2	244	440	55.45
3.	CHRIS STRAUSS	ONT	8	3	244	440	55.45
4.	MICHAEL NEWTON	SD	7.5	3.5	212	440	48.18
5.	GARY MINNICK	AZ	6.5	4.5	226	440	51.36
6.	JARED LUOMA	OH	6	5	165	440	37.50
7.	SHAUN GALLINA	ONT	5	6	195	440	44.32
8.	KARL HIX	VA	4.5	6.5	195	440	44.32
9.	BRIAN KNAPP	OH	3	8	154	440	35.00
10.	GARY VAN CAUWENBERGE	NY	3	8	133	440	30.23
11.	TONY DAWSON	PA	2.5	8.5	157	440	35.68
12.	PACER		0	11	0	0	0.00

JUNIOR BOYS DIVISION - GROUP C 1992 WORLD

Pos	Name	ST	W	L	R	SP	%
1.	TIMOTHY THURBER	NY	9.5	1.5	203	440	46.14
2.	RICHIE BOLL	IA	9	2	167	440	37.95
3.	MARK GALLINA	ONT	8	3	194	440	44.09
4.	KEVIN CURTIS	ALTA	7	4	164	440	37.27
5.	RICKY BOLICK	NC	6	5	150	440	34.09
6.	DAVID SHREVE	IL	6	5	81	440	18.41
7.	KEITH WILKINSON	NY	5	6	126	440	28.64
8.	TODD HARDESTY	OH	4.5	6.5	149	440	33.86
9.	SHAUN STRAUS	ONT	4	7	148	440	33.64
10.	JEFF ROSIVAL	MN	3	8	118	440	26.82
11.	GLENN CLARK	LA	3	8	110	440	25.00
12.	SEAN HOLLAND	AL	1	10	82	440	18.64

JUNIOR BOYS DIVISION - GROUP D 1992 WORLD

Pos	Name	ST	W	L	R	SP	%
1.	JIM URIE	MI	11	0	154	440	35.00
2.	JAMES SEYER	OH	9	2	93	440	21.14
3.	ADAM PRICE	IN	9	2	86	440	19.55
4.	DANIEL THOMPSON	ME	7	4	59	440	13.41
5.	LEE McFARLANE	WI	6	5	55	440	12.50
6.	PAUL FRICANO	WI	6	5	50	440	11.36
7.	MUN LARIMER	OH	5	6	43	440	9.77
8.	DAN DAWSON	PA	5	6	35	440	7.95
9.	GREG SEYER	OH	3.5	7.5	32	440	7.27
10.	THOMAS HIX	VA	3	8	34	440	7.73
11.	TRAVIS THOMPSON	IN	1.5	9.5	21	440	4.77
12.	PACER		0	11	0	0	0.00



Sue Snyder - Women's Champion

Women's Division

Championship Prelims
Top 16 Advanced to Finals
Last 24 Formed Class A

COMBINED GROUPS W1-- THRU W5--

Fos Name	ST	W	L	R	SP	%
1. SUE SNYDER	IN	6	1	300	350	85.71
2. PHYLLIS NEGAARD	MN	6	1	282	350	80.57
3. MYRNA KISSICK	ALTA	7	0	279	350	79.71
4. SHARON PADDOCK	CA	4	3	278	350	79.43
5. DIANE CANTIN	QUE	6	1	267	350	76.29
6. SANDY McLACHLIN	DNT	5	2	267	350	76.29
7. VICKI WINSTON	MO	4.5	2.5	267	350	76.29
8. ANGELINE MOISAN	QUE	6	1	265	350	75.71
9. SUSAN TWYMAN	NY	7	0	264	350	75.43
10. MARY KRAMR	TX	5	2	263	350	75.14
11. AMY BROWN	OH	4.5	2.5	262	350	74.86
12. LU CAVE	MN	6	1	260	350	74.29
13. BEVERLY NATHE	MN	5	2	260	350	74.29
14. SYLVIANNE MOISAN	QUE	4	3	259	350	74.00
15. CATHY CARTER	IA	4	3	257	350	73.43
16. DIANE SILVA	CA	5	2	256	350	73.14
17. DEBORAH MICHAUD	MA	4	3	248	350	70.86
18. PAM HENDERSON	MO	4	3	241	350	68.86
19. RENEE COWAN	VA	3.5	3.5	236	350	67.43
20. GAIL SLUYS	CA	3	4	233	350	66.57
21. LINDA BARRIS	LA	4	3	231	350	66.00
22. AILEEN DRAYER	PA	1	6	231	350	66.00
23. OPAL RENO	AR	0	7	231	350	66.00
24. BERTHA BAILLARGEON	MA	3	4	230	350	65.71
25. MARLENE COOPER	OH	2.5	4.5	228	350	65.14
26. TRACEY CURTIS	ALTA	4	3	227	350	64.86
27. LYNDA FREDERICK	OK	3	4	227	350	64.86
28. MARY RYAN	MA	3	4	226	350	64.57
29. JANE SMITH	WI	2	5	226	350	64.57
30. MARY FUMIA	CA	3	4	225	350	64.29
31. BILLIE SUE PENNINGTON	CA	3	4	225	350	64.29
32. REBECCA KEMP	NC	2.5	4.5	225	350	64.29
33. CHARLOTTE REIGLES	NY	1.5	5.5	225	350	64.29
34. CAROLYN RICE	OH	2	5	217	350	62.00
35. EDIE McKINNEY	WI	1	6	210	350	60.00
36. LUCIE TURCOTTE	QUE	1	6	206	350	58.86
37. LORRAINE GERDES	NE	1	6	205	350	58.57
38. BARBARA GOFF	OK	2	5	202	350	57.71
39. DEBBY BESTUL	WI	1	6	201	350	57.43
40. VIRGINIA CHALBERG	AZ	0	7	201	350	57.43

WOMENS DIVISION - CHAMPIONSHIP CLASS 1992 WORLD

Fos Name	ST	W	L	R	SP	%
1. SUE SNYDER	IN	14	1	885	1046	84.61
2. SANDY McLACHLIN	ONT	13	2	881	1096	80.38
3. SYLVIANNE MOISAN	QUE	12	3	879	1084	81.09
4. BEVERLY NATHE	MN	10	5	756	964	78.42
5. MYRNA KISSICK	ALTA	10	5	766	990	77.37
6. CATHY CARTER	IA	9	6	780	976	79.92
7. LU CAVE	MN	8	7	655	904	72.46
8. SHARON PADDOCK	CA	7	8	726	946	76.74
9. VICKI WINSTON	MO	7	8	704	944	74.58
10. PHYLLIS NEGAARD	MN	6	9	940	1200	78.33
11. MARY KRAMR	TX	6	9	745	1004	74.20
12. DIANE CANTIN	QUE	5	10	748	1002	74.65
13. SUSAN TWYMAN	NY	5	10	777	1066	72.89
14. AMY BROWN	OH	4	11	698	966	72.26
15. ANGELINE MOISAN	QUE	2	13	769	1052	73.10
16. DIANE SILVA	CA	2	13	669	956	69.98

WOMENS DIVISION - CHAMPIONSHIP CLASS 1992 WORLD

1. SUE SNYDER-IN

OPPONENT'S NAME	SCORE	R	SP	%
1. DIANE SILVA-CA	40 / 32	35	50	70.0
2. CATHY CARTER-IA	44 / 24	54	64	84.4
3. SYLVIANNE MOISAN-QUE	42 / 17	63	74	85.1
4. BEVERLY NATHE-MN	42 / 3	39	40	97.5
5. LU CAVE-MN	42 / 14	45	52	86.5
6. AMY BROWN-OH	40 / 33	61	74	82.4
7. MARY KRAMR-TX	40 / 29	79	94	84.0
8. SUSAN TWYMAN-NY	43 / 19	68	76	89.5
9. ANGELINE MOISAN-QUE	41 / 8	70	76	92.1
10. SANDY McLACHLIN-ONT	29 / 41	79	96	82.3
11. VICKI WINSTON-MO	42 / 16	45	54	83.3
12. DIANE CANTIN-QUE	43 / 39	63	80	78.8
13. SHARON PADDOCK-CA	40 / 9	56	60	93.3
14. MYRNA KISSICK-ALTA	42 / 37	63	80	78.8
15. PHYLLIS NEGAARD-MN	44 / 19	65	76	85.5

WINS- 14 LOSSES- 1 POINTS - 614 885 1046 84.6

2. SANDY McLACHLIN-ONT

OPPONENT'S NAME	SCORE	R	SP	%
1. AMY BROWN-OH	43 / 12	39	50	76.0
2. MARY KRAMR-TX	40 / 19	61	72	84.7
3. SUSAN TWYMAN-NY	42 / 37	69	90	76.7
4. LU CAVE-MN	40 / 30	45	60	75.0
5. CATHY CARTER-IA	40 / 37	61	78	78.2
6. SYLVIANNE MOISAN-QUE	40 / 38	80	96	83.3
7. BEVERLY NATHE-MN	35 / 40	51	68	75.0
8. DIANE SILVA-CA	42 / 19	27	36	75.0
9. MYRNA KISSICK-ALTA	22 / 41	43	66	65.2
10. SUE SNYDER-IN	41 / 29	83	96	86.5
11. PHYLLIS NEGAARD-MN	41 / 30	87	102	85.3
12. SHARON PADDOCK-CA	40 / 21	42	52	80.8
13. VICKI WINSTON-MO	40 / 14	56	66	84.8
14. ANGELINE MOISAN-QUE	45 / 38	73	90	81.1
15. DIANE CANTIN-QUE	40 / 21	64	74	86.5

WINS- 13 LOSSES- 2 POINTS - 591 881 1096 80.4

3. SYLVIANNE MOISAN-QUE

OPPONENT'S NAME	SCORE	R	SP	%
1. MYRNA KISSICK-ALTA	30 / 44	39	78	75.6
2. PHYLLIS NEGAARD-MN	40 / 21	62	72	86.1
3. SUE SNYDER-IN	17 / 42	55	74	74.3
4. SHARON PADDOCK-CA	41 / 32	85	100	85.0
5. VICKI WINSTON-MO	41 / 33	65	80	81.3
6. SANDY McLACHLIN-ONT	36 / 40	79	96	82.3
7. DIANE CANTIN-QUE	41 / 15	51	58	87.9
8. ANGELINE MOISAN-QUE	42 / 32	75	94	79.8
9. AMY BROWN-OH	41 / 18	52	64	81.3
10. SUSAN TWYMAN-NY	41 / 14	43	52	82.7
11. MARY KRAMR-TX	40 / 28	51	62	82.3
12. LU CAVE-MN	42 / 22	46	62	77.4
13. CATHY CARTER-IA	44 / 29	62	76	81.6
14. DIANE SILVA-CA	40 / 13	43	54	79.6
15. BEVERLY NATHE-MN	41 / 26	49	62	79.0

WINS- 12 LOSSES- 3 POINTS - 579 879 1084 81.1

4. BEVERLY NATHE-MN

OPPONENT'S NAME	SCORE	R	SP	%
1. SHARON PADDOCK-CA	40 / 7	46	50	92.0
2. MYRNA KISSICK-ALTA	38 / 42	59	78	75.6
3. PHYLLIS NEGAARD-MN	40 / 30	66	82	80.5
4. SUE SNYDER-IN	3 / 42	26	40	65.0
5. ANGELINE MOISAN-QUE	40 / 14	42	50	84.0
6. VICKI WINSTON-MO	42 / 18	36	44	81.8
7. SANDY McLACHLIN-ONT	40 / 35	53	68	77.9
8. DIANE CANTIN-QUE	42 / 11	56	64	87.5
9. LU CAVE-MN	40 / 36	60	78	76.9
10. MARY KRAMR-TX	33 / 41	38	56	67.9
11. AMY BROWN-OH	41 / 11	50	60	83.3
12. SUSAN TWYMAN-NY	42 / 31	65	80	81.3
13. DIANE SILVA-CA	45 / 27	51	68	75.0
14. CATHY CARTER-IA	33 / 42	64	84	76.2
15. SYLVIANNE MOISAN-QUE	26 / 41	44	62	71.0

WINS- 10 LOSSES- 5 POINTS - 545 756 964 78.4

5. MYRNA KISSICK-ALTA

OPPONENT'S NAME	SCORE	R	SP	%
1. SYLVIANNE MOISAN-QUE	44 / 30	64	78	82.1
2. BEVERLY NATHE-MN	42 / 38	60	78	76.9
3. DIANE SILVA-CA	41 / 26	62	74	83.8
4. CATHY CARTER-IA	12 / 41	44	60	73.3
5. MARY KRAMR-TX	15 / 40	40	62	64.5
6. SUSAN TWYMAN-NY	40 / 18	43	54	79.6
7. LU CAVE-MN	34 / 41	43	66	65.2
8. AMY BROWN-OH	40 / 15	40	52	76.9
9. SANDY McLACHLIN-ONT	41 / 22	49	66	74.2
10. ANGELINE MOISAN-QUE	40 / 28	51	62	82.3
11. DIANE CANTIN-QUE	43 / 25	42	54	77.8
12. VICKI WINSTON-MO	42 / 19	51	62	82.3
13. PHYLLIS NEGAARD-MN	45 / 14	52	58	89.7
14. SUE SNYDER-IN	37 / 42	62	80	77.5
15. SHARON PADDOCK-CA	13 / 41	63	84	75.0

WINS- 10 LOSSES- 5 POINTS - 529 766 990 77.4

6. CATHY CARTER-IA

OPPONENT'S NAME	SCORE	R	SP	%
1. PHYLLIS NEGAARD-MN	41 / 24	69	82	84.1
2. SUE SNYDER-IN	24 / 44	46	64	75.0
3. SHARON PADDOCK-CA	40 / 19	42	52	80.8
4. MYRNA KISSICK-ALTA	41 / 12	53	60	86.3
5. SANDY McLACHLIN-ONT	37 / 40	55	78	75.6
6. DIANE CANTIN-QUE	42 / 13	33	38	86.8
7. ANGELINE MOISAN-QUE	40 / 22	63	74	85.1
8. VICKI WINSTON-MO	22 / 41	46	66	69.7
9. MARY KRAMR-TX	40 / 15	60	66	90.9
10. LU CAVE-MN	23 / 41	36	54	66.7
11. SUSAN TWYMAN-NY	36 / 42	70	82	75.1
12. AMY BROWN-OH	40 / 19	46	54	85.2
13. SYLVIANNE MOISAN-QUE	29 / 44	57	76	75.0
14. BEVERLY NATHE-MN	42 / 33	67	84	79.8
15. DIANE SILVA-CA	40 / 4	31	36	86.1

WINS- 9 LOSSES- 6 POINTS - 537 780 976 79.9

7. LU CAVE-MN

OPPONENT'S NAME	SCORE	R	SP	%
1. DIANE CANTIN-QUE	40 / 21	43	56	76.8
2. ANGELINE MOISAN-QUE	28 / 41	33	52	63.5
3. VICKI WINSTON-MO	24 / 40	55	72	76.4
4. SANDY McLACHLIN-ONT	30 / 40	41	60	68.3
5. SUE SNYDER-IN	14 / 42	35	52	67.3
6. SHARON PADDOCK-CA	41 / 19	48	58	82.8
7. MYRNA KISSICK-ALTA	41 / 34	45	66	68.2
8. PHYLLIS NEGAARD-MN	40 / 37	51	66	77.3
9. BEVERLY NATHE-MN	36 / 40	58	78	74.4
10. CATHY CARTER-IA	41 / 23	42	54	77.8
11. DIANE SILVA-CA	42 / 33	52	72	72.2
12. SYLVIANNE MOISAN-QUE	22 / 42	41	62	66.1
13. SUSAN TWYMAN-NY	40 / 27	35	50	70.0
14. MARY KRAMR-TX	37 / 44	41	60	68.3
15. AMY BROWN-OH	40 / 19	35	46	76.1

WINS- 8 LOSSES- 7 POINTS - 516 655 904 72.5

9. VICKI WINSTON-MO

OPPONENT'S NAME	SCORE	R	SP	%
1. MARY KRAMR-TX	40 / 30	56	68	82.4
2. SUSAN TWYMAN-NY	40 / 35	62	86	72.1
3. LU CAVE-MN	40 / 24	61	72	84.7
4. AMY BROWN-OH	40 / 9	43	50	86.0
5. SYLVIANNE MOISAN-QUE	33 / 41	62	80	77.5
6. BEVERLY NATHE-MN	18 / 42	27	44	61.4
7. DIANE SILVA-CA	40 / 18	50	60	83.3
8. CATHY CARTER-IA	41 / 22	53	66	80.3
9. PHYLLIS NEGAARD-MN	20 / 41	37	54	68.5
10. SHARON PADDOCK-CA	14 / 42	30	48	62.5
11. SUE SNYDER-IN	16 / 42	35	54	64.8
12. MYRNA KISSICK-ALTA	18 / 42	43	62	69.4
13. SANDY McLACHLIN-ONT	14 / 40	48	66	72.7
14. DIANE CANTIN-QUE	37 / 44	42	60	70.0
15. ANGELINE MOISAN-QUE	40 / 32	55	74	74.3

WINS- 7 LOSSES- 8 POINTS - 451 704 944 74.6

11. MARY KRAMR-TX

OPPONENT'S NAME	SCORE	R	SP	%
1. VICKI WINSTON-MO	30 / 40	53	68	77.9
2. SANDY McLACHLIN-ONT	19 / 40	53	72	73.6
3. DIANE CANTIN-QUE	30 / 40	55	76	72.4
4. ANGELINE MOISAN-QUE	40 / 36	28	46	60.9
5. MYRNA KISSICK-ALTA	40 / 15	47	62	75.8
6. PHYLLIS NEGAARD-MN	34 / 40	80	100	80.0
7. SUE SNYDER-IN	29 / 40	76	94	80.9
8. SHARON PADDOCK-CA	29 / 40	47	66	71.2
9. CATHY CARTER-IA	15 / 40	52	66	78.8
10. BEVERLY NATHE-MN	41 / 33	39	56	69.6
11. SYLVIANNE MOISAN-QUE	28 / 40	47	62	75.8
12. DIANE SILVA-CA	42 / 35	42	58	72.4
13. AMY BROWN-OH	38 / 45	45	68	66.2
14. LU CAVE-MN	44 / 37	42	60	70.0
15. SUSAN TWYMAN-NY	41 / 22	39	50	78.0

WINS- 6 LOSSES- 9 POINTS - 500 745 1004 74.2

13. SUSAN TWYMAN-NY

OPPONENT'S NAME	SCORE	R	SP	%
1. ANGELINE MOISAN-QUE	40 / 26	60	76	78.9
2. VICKI WINSTON-MO	35 / 40	62	86	72.1
3. SANDY McLACHLIN-ONT	37 / 42	67	90	74.4
4. DIANE CANTIN-QUE	37 / 42	56	72	77.8
5. SHARON PADDOCK-CA	23 / 40	40	58	69.0
6. MYRNA KISSICK-ALTA	18 / 40	35	54	64.8
7. PHYLLIS NEGAARD-MN	41 / 39	44	66	66.7
8. SUE SNYDER-IN	19 / 43	60	76	78.9
9. DIANE SILVA-CA	40 / 34	53	74	71.6
10. SYLVIANNE MOISAN-QUE	14 / 41	34	52	65.4
11. CATHY CARTER-IA	42 / 36	72	92	78.3
12. BEVERLY NATHE-MN	31 / 42	62	80	77.5
13. LU CAVE-MN	27 / 40	32	50	64.0
14. AMY BROWN-OH	45 / 39	67	90	74.4
15. MARY KRAMR-TX	22 / 41	33	50	66.0

WINS- 5 LOSSES- 10 POINTS - 471 777 1066 72.9

8. SHARON PADDOCK-CA

OPPONENT'S NAME	SCORE	R	SP	%
1. BEVERLY NATHE-MN	7 / 40	35	50	70.0
2. DIANE SILVA-CA	40 / 13	29	40	72.5
3. CATHY CARTER-IA	19 / 40	35	52	67.3
4. SYLVIANNE MOISAN-QUE	32 / 41	82	100	82.0
5. SUSAN TWYMAN-NY	40 / 23	46	58	79.3
6. LU CAVE-MN	19 / 41	41	58	70.7
7. AMY BROWN-OH	26 / 41	39	58	67.2
8. MARY KRAMR-TX	40 / 29	50	66	75.8
9. DIANE CANTIN-QUE	42 / 31	46	62	74.2
10. VICKI WINSTON-MO	42 / 14	39	48	81.3
11. ANGELINE MOISAN-QUE	40 / 9	47	56	83.9
12. SANDY McLACHLIN-ONT	21 / 40	35	52	67.3
13. SUE SNYDER-IN	9 / 40	46	60	76.7
14. PHYLLIS NEGAARD-MN	38 / 41	83	102	81.4
15. MYRNA KISSICK-ALTA	41 / 13	73	84	86.9

WINS- 7 LOSSES- 8 POINTS - 456 726 946 76.7

10. PHYLLIS NEGAARD-MN

OPPONENT'S NAME	SCORE	R	SP	%
1. CATHY CARTER-IA	24 / 41	63	82	76.8
2. SYLVIANNE MOISAN-QUE	21 / 40	55	72	76.4
3. BEVERLY NATHE-MN	30 / 40	64	82	78.0
4. DIANE SILVA-CA	21 / 40	56	76	73.7
5. AMY BROWN-OH	42 / 37	83	100	83.0
6. MARY KRAMR-TX	40 / 34	83	100	83.0
7. SUSAN TWYMAN-NY	39 / 41	42	66	63.6
8. LU CAVE-MN	37 / 40	50	66	75.8
9. VICKI WINSTON-MO	41 / 20	44	54	81.5
10. DIANE CANTIN-QUE	43 / 20	66	80	82.5
11. SANDY McLACHLIN-ONT	30 / 41	83	102	81.4
12. ANGELINE MOISAN-QUE	42 / 30	70	84	83.3
13. MYRNA KISSICK-ALTA	14 / 45	41	58	70.7
14. SHARON PADDOCK-CA	41 / 38	83	102	81.4
15. SUE SNYDER-IN	19 / 44	57	76	75.0

WINS- 6 LOSSES- 9 POINTS - 484 940 1200 78.3

12. DIANE CANTIN-QUE

OPPONENT'S NAME	SCORE	R	SP	%
1. LU CAVE-MN	21 / 40	38	56	67.9
2. AMY BROWN-OH	41 / 21	49	58	84.5
3. MARY KRAMR-TX	40 / 30	60	76	78.9
4. SUSAN TWYMAN-NY	42 / 37	58	72	80.6
5. DIANE SILVA-CA	40 / 31	91	106	85.8
6. CATHY CARTER-IA	13 / 42	23	38	60.5
7. SYLVIANNE MOISAN-QUE	15 / 41	43	58	74.1
8. BEVERLY NATHE-MN	11 / 42	46	64	71.9
9. SHARON PADDOCK-CA	31 / 42	43	62	69.4
10. PHYLLIS NEGAARD-MN	20 / 43	57	80	71.3
11. MYRNA KISSICK-ALTA	25 / 43	36	54	66.7
12. SUE SNYDER-IN	39 / 43	61	80	76.3
13. ANGELINE MOISAN-QUE	27 / 41	41	64	64.1
14. VICKI WINSTON-MO	44 / 37	44	60	73.3
15. SANDY McLACHLIN-ONT	21 / 40	58	74	78.4

WINS- 5 LOSSES- 10 POINTS - 430 748 1002 74.7

14. AMY BROWN-OH

OPPONENT'S NAME	SCORE	R	SP	%
1. SANDY McLACHLIN-ONT	12 / 43	27	50	54.0
2. DIANE CANTIN-QUE	21 / 41	43	58	74.1
3. ANGELINE MOISAN-QUE	42 / 36	58	72	80.6
4. VICKI WINSTON-MO	9 / 40	33	50	66.0
5. PHYLLIS NEGAARD-MN	37 / 42	82	100	82.0
6. SUE SNYDER-IN	33 / 40	59	74	79.7
7. SHARON PADDOCK-CA	41 / 26	43	58	74.1
8. MYRNA KISSICK-ALTA	15 / 40	33	52	63.5
9. SYLVIANNE MOISAN-QUE	18 / 41	44	64	68.8
10. DIANE SILVA-CA	40 / 36	54	70	77.1
11. BEVERLY NATHE-MN	11 / 41	40	60	66.7
12. CATHY CARTER-IA	19 / 40	39	54	72.2
13. MARY KRAMR-TX	45 / 38	48	68	70.6
14. SUSAN TWYMAN-NY	39 / 45	66	90	73.3
15. LU CAVE-MN	19 / 40	29	46	63.0

WINS- 4 LOSSES- 11 POINTS - 401 698 966 72.3

15. ANGELINE MOISAN-QUE


OPONENT'S NAME	SCORE	R	SP	%
1. SUSAN TWYMAN-NY	28 / 40	56	76	73.7
2. LU CAVE-MN	41 / 28	37	52	71.2
3. AMY BROWN-OH	36 / 42	55	72	76.4
4. MARY KRAMR-TX	36 / 40	27	46	58.7
5. BEVERLY NATHE-MN	14 / 40	33	50	66.0
6. DIANE SILVA-CA	39 / 41	59	82	72.0
7. CATHY CARTER-IA	22 / 40	56	74	75.7
8. SYLVIANNE MOISAN-QUE	32 / 42	68	94	72.3
9. SUE SNYDER-IN	8 / 41	59	76	77.6
10. MYRNA KISSICK-ALTA	28 / 40	47	62	75.8
11. SHARON PADDOCK-CA	9 / 40	36	56	64.3
12. PHYLLIS NEGAARD-MN	30 / 42	67	84	79.8
13. DIANE CANTIN-QUE	41 / 27	45	64	70.3
14. SANDY McLACHLIN-ONT	38 / 45	71	90	78.9
15. VICKI WINSTON-MO	32 / 40	53	74	71.6

WINS- 2 LOSSES- 13 POINTS - 432 769 1052 73.1

16. DIANE SILVA-CA

OPONENT'S NAME	SCORE	R	SP	%
1. SUE SNYDER-IN	32 / 40	31	50	62.0
2. SHARON PADDOCK-CA	13 / 40	19	40	47.5
3. MYRNA KISSICK-ALTA	26 / 41	57	74	77.0
4. PHYLLIS NEGAARD-MN	40 / 21	63	76	82.9
5. DIANE CANTIN-QUE	31 / 40	87	106	82.1
6. ANGELINE MOISAN-QUE	41 / 39	59	82	72.0
7. VICKI WINSTON-MO	18 / 40	43	60	71.7
8. SANDY McLACHLIN-ONT	19 / 42	19	36	52.8
9. SUSAN TWYMAN-NY	34 / 40	51	74	68.9
10. AMY BROWN-OH	36 / 40	52	70	74.3
11. LU CAVE-MN	33 / 42	49	72	66.1
12. MARY KRAMR-TX	35 / 42	40	58	69.0
13. BEVERLY NATHE-MN	27 / 45	45	68	66.2
14. SYLVIANNE MOISAN-QUE	13 / 40	35	54	64.8
15. CATHY CARTER-IA	4 / 40	15	36	52.8

WINS- 2 LOSSES- 13 POINTS - 402 669 956 70.0



Lorraine Gerdes - Women A

WOMENS DIVISION - GROUP A1 1992 WORLD


Pos	Name	ST	W	L	R	SP	%
1.	DEBORAH MICHAUD	MA	10	1	321	440	72.95
2.	LORRAINE GERDES	NE	7	4	290	440	65.91
3.	JANE SMITH	WI	6.5	4.5	302	440	68.64
4.	BERTHA BAILLARGEON	MA	6.5	4.5	281	440	63.86
5.	MARY RYAN	MA	6.5	4.5	262	440	59.55
6.	GAIL SLUYS	CA	6	5	287	440	65.23
7.	LINDA BARRIS	LA	6	5	268	440	60.91
8.	VIRGINIA CHALBERG	AZ	5	6	265	440	60.23
9.	REBECCA KEMP	NC	4.5	6.5	267	440	60.68
10.	MARLENE COOPER	OH	4.5	6.5	263	440	59.77
11.	LUCIE TURCOTTE	QUE	3.5	7.5	240	440	54.55
12.	CHARLOTTE REIGLES	NY	0	11	145	240	60.42

WOMENS DIVISION - GROUP A2 1992 WORLD

Pos	Name	ST	W	L	R	SP	%
1.	MARY FUMIA	CA	9.5	1.5	312	440	70.91
2.	LYNDA FREDERICK	OK	8	3	315	440	71.59
3.	AILEEN DRAYER	PA	7	4	291	440	66.14
4.	BILLIE SUE PENNINGTON	CA	6.5	4.5	301	440	68.41
5.	CAROLYN RICE	OH	5.5	5.5	272	440	61.82
6.	RENEE COWAN	VA	5	6	292	440	66.36
7.	OPAL RENO	AR	5	6	282	440	64.09
8.	BARBARA GOFF	OK	5	6	281	440	63.86
9.	DEBBY BESTUL	WI	4.5	6.5	272	440	61.82
10.	PAM HENDERSON	MO	4	7	280	440	63.64
11.	TRACEY CURTIS	ALTA	3	8	274	440	62.27
12.	EDIE McKINNEY	WI	3	8	263	440	59.77

WOMENS DIVISION - GROUP AF 1992 WORLD

Pos	Name	ST	W	L	R	SP	%
1.	LORRAINE GERDES	NE	4	1	134	200	67.00
2.	DEBORAH MICHAUD	MA	3.5	1.5	147	200	73.50
3.	MARY FUMIA	CA	3	2	134	200	67.00
4.	LYNDA FREDERICK	OK	2	3	129	200	64.50
5.	BILLIE SUE PENNINGTON	CA	1.5	3.5	115	200	57.50
6.	JANE SMITH	WI	1	4	120	200	60.00



Susan Twyman - Women B

WOMENS DIVISION - GROUP B1 1992 WORLD

Pos	Name	ST	W	L	R	SP	%
1.	JANE SMITH	WI	8.5	2.5	264	440	60.00
2.	BILLIE PENNINGTON	CA	9	3	309	480	64.38
3.	TRACEY CURTIS	ALTA	9	4	313	520	60.19
4.	RICKI FULLER	FL	8	4	263	480	54.79
5.	EDIE McKINNEY	WI	7	4	276	440	62.73
6.	LINDA BARRIS	LA	7	4	263	440	59.77
7.	LUCIE TURCOTTE	QUE	5	6	273	440	62.05
8.	MARY RYAN	MA	5	6	265	440	60.23
9.	JENNY WALTERS	DH	5	6	225	440	51.14
10.	CAROL FORTNER	WV	3.5	7.5	245	440	55.68
11.	BONNIE SEIBOLD	IN	1	10	217	440	49.32
12.	LOREE MEIER	MO	0	11	57	240	23.75

WOMENS DIVISION - GROUP B2 1992 WORLD

Pos	Name	ST	W	L	R	SP	%
1.	SUSAN TWYMAN	NY	11	0	328	440	74.55
2.	PAM HENDERSON	MO	9	2	284	440	64.55
3.	AILEEN DRAYER	PA	9	2	280	440	63.64
4.	DEBBY BESTUL	WI	8	3	264	440	60.00
5.	MARY FUMIA	CA	7	4	273	440	62.05
6.	JOAN GUETZHE	WI	6	5	230	440	52.27
7.	MARTHE DUNN	CA	5	6	250	440	56.82
8.	LORRAINE GERDES	NE	4	7	265	440	60.23
9.	VIRGINIA CHALBERG	AZ	4	7	253	440	57.50
10.	SOLANGE LeCLERC	QUE	2	9	232	440	52.73
11.	OLIVE TAIT	QUE	1	10	212	440	48.18
12.	PACER		0	11	0	0	0.00

WOMENS DIVISION - GROUP BF 1992 WORLD

Pos	Name	ST	W	L	R	SP	%
1.	SUSAN TWYMAN	NY	5	0	159	200	79.50
2.	PAM HENDERSON	MO	3	2	130	200	65.00
3.	BILLIE SUE PENNINGTON	CA	3	2	126	200	63.00
4.	AILEEN DRYER	PA	2	3	116	200	58.00
5.	JANE SMITH	WI	1	4	121	200	60.50
6.	EDIE McKINNEY	WI	1	4	104	200	52.00

WOMENS DIVISION - GROUP C1 1992 WORLD

Pos	Name	ST	W	L	R	SP	%
1.	PAIGE PENNINGTON	CA	10	1	249	440	56.59
2.	JOYCE CARVALHO	MS	9	2	240	440	54.55
3.	SHIRLEY SPIESMAN	DH	8.5	2.5	248	440	56.36
4.	BARBARA GOFF	OK	8	3	263	440	59.77
5.	RIVERS PREWETTE	NC	8	3	253	440	57.50
6.	BARBARA ELLIOTT	KY	6.5	4.5	226	440	51.36
7.	CHARLOTTE REIGLES	NY	6	5	255	440	57.95
8.	VIDA MARIT	IL	4	7	227	440	51.59
9.	MARY DENZIN	MN	3	8	201	440	45.68
10.	MARION GEE	NY	2	9	191	440	43.41
11.	CHERISE CUNNINGHAM	PA	1	10	202	440	45.91
12.	PACER		0	11	0	0	0.00



Marlene Cooper - Women C

WOMENS DIVISION - GROUP C2 1992 WORLD							
Pos	Name	ST	W	L	R	SP	%
1.	REBECCA KEMP	NC	9	2	259	440	58.86
2.	DORIS LEWIS	KY	9	2	258	440	58.64
3.	MARLENE COOPER	OH	8.5	2.5	272	440	61.82
4.	ROBBIE FOWLER	MS	8.5	2.5	239	440	54.32
5.	ELAINE HANSEN	CT	6.5	4.5	243	440	55.23
6.	BARBARA McMONIGLE	IN	6.5	4.5	236	440	53.64
7.	MARY PENINGER	KS	6	5	269	440	61.14
8.	SANDRA CLEVENGER	KY	4.5	6.5	226	440	51.36
9.	TRACI HASTINGS	NY	4.5	6.5	216	440	49.09
10.	JEAN MYERS	OH	2	9	202	440	45.91
11.	DEBORAH MARKLEY	MI	1	10	212	440	48.18
12.	AUDREY BROWNRIDGE	ONT	0	11	173	440	39.32


WOMENS DIVISION - GROUP CF 1992 WORLD							
Pos	Name	ST	W	L	R	SP	%
1.	MARLENE COOPER	OH	5	1	173	240	72.08
2.	REBECCA KEMP	NC	4	2	151	240	62.92
3.	PAIGE PENNINGTON	CA	3	2	129	200	64.50
4.	JOYCE CARVALHO	MS	2	3	118	200	59.00
5.	MARY PENINGER	KS	1	4	121	200	60.50
6.	DORIS LEWIS	KY	1	4	101	200	50.50

WOMENS DIVISION - GROUP D1 1992 WORLD							
Pos	Name	ST	W	L	R	SP	%
1.	PAM STEINKE	WI	8.5	2.5	236	440	53.64
2.	SUE HELENE	WI	9	3	264	480	55.00
3.	BARBARA SETLIFF	WV	8	4	206	480	42.92
4.	DEBORAH TAULBEE	IN	7	4	218	440	49.55
5.	PAULETTE SHREVE	IL	6	5	223	440	50.68
6.	NORMA HARROD	KY	6	5	203	440	46.14
7.	LINDA SHAW	OH	6	5	199	440	45.23
8.	CONNIE SELLECK	VT	4	7	170	440	38.64
9.	PHYLLIS VON THUN	IA	3.5	7.5	181	440	41.14
10.	DONNA DODSON	OH	3.5	7.5	164	440	37.27
11.	SANDY CARNAHAN	PA	3.5	7.5	134	440	30.45
12.	JUDY DENNIS	MI	2	9	163	440	37.05

WOMENS DIVISION - GROUP D2 1992 WORLD							
Pos	Name	ST	W	L	R	SP	%
1.	BARBARA HANSON	MA	10	1	254	440	57.73
2.	HAZEL FLESHMAN	MD	9.5	1.5	210	440	47.73
3.	HELENA MORGAN	OH	6	5	200	440	45.45
4.	HELEN VIGIL	CA	6	5	193	440	43.86
5.	AUDRA CRAVEN	MO	6	5	191	440	43.41
6.	MARGO KOHN	MI	5.5	5.5	175	440	39.77
7.	SYLVIA KAISER	WI	5	6	184	440	41.82
8.	NELLIE FLEMING	IL	5	6	179	440	40.68
9.	BEVERLY BORN	OK	5	6	179	440	40.68
10.	VI KAHLE	PA	5	6	173	440	39.32
11.	RUTH NEVERS	ONT	3	8	178	440	40.45
12.	PACER		0	11	0	0	0.00



Paulette Shreve - Women D



Maxine Mann - Women E

WOMENS DIVISION - GROUP DF 1992 WORLD

Pos	Name	ST	W	L	R	SP	%
1.	PAULETTE SHREVE	ST	5	1	133	240	55.42
2.	BARBARA HANSON	IL	4	2	129	240	53.75
3.	PAM STEINKE	MA	3	2	91	200	45.50
4.	SUE HELENE	WIN	2	3	103	200	51.50
5.	HAZEL FLESHMAN	WI	1	4	82	200	41.00
6.	DEBORAH TAULBEE	MD	1	4	80	200	40.00

WOMENS DIVISION - GROUP E1 1992 WORLD

Pos	Name	ST	W	L	R	SP	%
1.	FRANCES CURTIS	NY	9	2	223	440	50.68
2.	CAROL HOPPE	MN	10	2	225	480	46.88
3.	MARY NALLEY	KY	9	3	224	480	46.67
4.	MAXINE MANN	WV	8	3	204	440	46.36
5.	MICHELE THORNTON	IL	8	3	190	440	43.18
6.	CAROL HOLMES	NE	7	4	203	440	46.14
7.	AVANELLE BROWN	OH	5	6	163	440	37.05
8.	TINA STEPHENSON	IN	4	7	153	440	34.77
9.	PAT MANUEL	ONT	3	8	156	440	35.45
10.	JULIA CLARK	OH	2	9	139	440	31.59
11.	BETTY WILLIAMS	OH	1	10	151	440	34.32
12.	LORRETTA FINNER	MI	1	10	141	440	32.05

WOMENS DIVISION - GROUP E2 1992 WORLD

Pos	Name	ST	W	L	R	SP	%
1.	DEBRA BOWER	OH	9	2	219	440	49.77
2.	RONNA PARKER	OH	9	3	242	480	50.42
3.	IDA HOSTRUP	WI	9	4	228	520	43.85
4.	CHRISTY CAVE	MN	8	4	237	480	49.38
5.	GINGER CAIN	OK	7	4	197	440	44.77
6.	CATHY HANSEN	CT	6	5	191	440	43.41
7.	PHYLLIS MOORE	FL	5	6	172	440	39.09
8.	CATHY MOTTL	IL	4	7	178	440	40.45
9.	GLENDA WIGGINS	IN	4	7	162	440	36.82
10.	ELEANOR WESTON	PA	3.5	7.5	153	440	34.77
11.	PENNY CUSICK	IN	3.5	7.5	147	440	33.41
12.	PACER		0	11	0	0	0.00

WOMENS DIVISION - GROUP EF 1992 WORLD

Pos	Name	ST	W	L	R	SP	%
1.	MAXINE MANN	WV	5	1	129	240	53.75
2.	FRANCES CURTIS	NY	4	2	129	240	53.75
3.	RONNA PARKER	OH	3	2	101	200	50.50
4.	CAROL HOPPE	MN	2	3	116	200	58.00
5.	DEBRA BOWER	OH	2	3	88	200	44.00
6.	CHRISTY CAVE	MN	0	5	83	200	41.50



Sally Grooms - Women F

WOMENS DIVISION - GROUP F1 1992 WORLD							
Pos	Name	ST	W	L	R	SP	%
1.	SHIELA BOLICK	NC	9	2	213	440	48.41
2.	SUE CRAWFORD	OH	9	2	201	440	45.68
3.	CLARETTA HANSEN	WI	8	3	193	440	43.86
4.	DIANNA GULL	OH	6	3	186	440	42.27
5.	NANCY HAACK	MI	7	4	169	440	38.41
6.	HALLIE ROMANELLI	IL	6	5	148	440	33.64
7.	GLENDIA TWEHUES	KY	5	6	150	440	34.09
8.	JEAN REEFER	PA	5	6	139	440	31.59
9.	LUCY LUTHENS	MN	4	7	162	440	36.82
10.	CAROL SPERBER	WA	3	8	160	440	36.36
11.	KATHRYN MIZE	TX	2	9	140	440	31.82
12.	PACER		0	11	0	0	0.00

WOMENS DIVISION - GROUP F2 1992 WORLD							
Pos	Name	ST	W	L	R	SP	%
1.	SALLY GROOMS	NE	10	1	225	440	51.14
2.	LESLIE DICKERSON	IL	9	2	207	440	47.05
3.	RITA SARBAUGH	OH	9	2	194	440	44.09
4.	CHARLOTTE RENICK	IL	8	3	179	440	40.68
5.	SUSAN GULL	OH	7	4	183	440	41.59
6.	LORRAINE VALENTINO	NY	5	6	160	440	40.91
7.	REBECCA PECK	MA	5	6	173	440	39.32
8.	CHRISTINE WOHR	PA	5	6	154	440	35.00
9.	GLORIA SMITH	WI	4	7	150	440	34.09
10.	PHYLLIS QUIST	WA	2	9	96	440	21.82
11.	MARY BASS	KY	2	9	91	440	20.68
12.	PACER		0	11	0	0	0.00

WOMENS DIVISION - GROUP FF 1992 WORLD							
Pos	Name	ST	W	L	R	SP	%
1.	SALLY GROOMS	NE	5	0	110	200	55.00
2.	SUE CRAWFORD	OH	4	1	92	200	46.00
3.	LESLIE DICKERSON	IL	3	2	79	200	39.50
4.	SHIELA BOLICK	NC	1	4	88	200	44.00
5.	RITA SARBAUGH	OH	1	4	84	200	42.00
6.	CLARETTA HANSEN	WI	1	4	77	200	38.50

WOMENS DIVISION - GROUP G1 1992 WORLD							
Pos	Name	ST	W	L	R	SP	%
1.	DEBORAH SZUHAY	OH	10	1	222	440	50.45
2.	EV METLER	ONT	10	2	177	480	36.88
3.	DAISY JUDY	OH	9	3	210	480	43.75
4.	VIRGINIA ANDERSON	OK	8	3	169	440	38.41
5.	CAROL BOWERS	OH	6	5	174	440	39.55
6.	LORRAINE LANGE	IL	5	6	128	440	29.09
7.	JACKIE WALTON	CT	4	7	115	440	26.14
8.	MARILYN FENDER	IN	4	7	105	440	23.86
9.	JOAN SANDERS	OH	3	8	128	440	29.09
10.	KAREN RIMER	KY	3	8	122	440	27.73
11.	CHARLOTTE ELLIS	KY	3	8	120	440	27.27
12.	SHARON JONES	OH	2	9	110	440	25.00



Helen Kalb - Women G

WOMENS DIVISION - GROUP G2 1992 WORLD

Pos	Name	ST	W	L	R	SP	%
1.	HELEN KALB	OH	9	2	169	440	38.41
2.	KAREN FRANKS	IN	9	3	196	480	40.83
3.	SUE EDENLOFF	MN	8	4	166	480	34.58
4.	TONI KUCHARSKI	OH	7	4	148	440	33.64
5.	PATRICIA STRAIN	LA	6	5	168	440	38.18
6.	GWEN SHARP	KY	5	6	158	440	35.91
7.	LOU McCONNELL	KS	5	6	137	440	31.14
8.	FAT MILLER	MS	4.5	6.5	114	440	25.91
9.	ROSIE SPARKS	KY	4	7	130	440	29.55
10.	CAROL GUMMERSHEIMER	IL	4	7	121	440	27.50
11.	SHARON ARMSTRONG	MO	3.5	7.5	117	440	26.59
12.	MARTHA STEVENS	OH	2	9	111	440	25.23

WOMENS DIVISION - GROUP GF 1992 WORLD

Pos	Name	ST	W	L	R	SP	%
1.	HELEN KALB	OH	5	1	106	240	44.17
2.	DAISY JUDY	OH	4	2	103	240	42.92
3.	DEBORAH SZUHAY	OH	3	2	78	200	39.00
4.	KAREN FRANKS	IN	3	2	71	200	35.50
5.	EV METLER	ONT	1	4	77	200	38.50
6.	CAROL BOWERS	OH	0	5	66	200	33.00

WOMENS DIVISION - GROUP H1 1992 WORLD

Pos	Name	ST	W	L	R	SP	%
1.	DEBBIE DAWSON	PA	9.5	1.5	184	440	41.82
2.	MARTHA WOOD	PA	9.5	1.5	168	440	38.18
3.	MARY LEMASTER	OH	9	2	186	440	42.27
4.	TONYA HIX	VA	8	3	165	440	37.50
5.	CINDY KREINER	MI	7	4	161	440	36.59
6.	PATTY WILLEMS	WV	7	4	151	440	34.32
7.	JEANNE ADAMS	OH	5	6	124	440	28.18
8.	ESTHER COOMBS	NY	4	7	103	440	23.41
9.	CECELIA TROSSEN	WI	3	8	76	440	17.27
10.	FERN NAPIER	IN	2	9	94	440	21.36
11.	PHYLLIS NIHART	OH	1	10	123	440	27.95
12.	SHARON CHRISTIAN	IL	1	10	74	440	16.82

WOMENS DIVISION - GROUP H2 1992 WORLD

Pos	Name	ST	W	L	R	SP	%
1.	SUE HARROLD	MI	11	0	208	440	47.27
2.	MILDRED IVESTER	GA	9.5	2.5	159	480	33.13
3.	GLORIA CHARBONNEAU	VT	8.5	3.5	153	480	31.88
4.	IMOGENE CROWE	IN	7	4	117	440	26.59
5.	MARIE JENSEN	OH	6	5	127	440	28.86
6.	JUDY KISSLING	PA	6	5	115	440	26.14
7.	SONYA McDOWELL	VA	6	5	105	440	23.86
8.	BETTY ELLIS	ONT	5	6	105	440	23.86
9.	RUTH HIX	VA	5	6	96	440	21.82
10.	PACER		0	9	0	0	0.00
11.	PACER		0	9	0	0	0.00
12.	PACER		0	9	0	0	0.00



Martha Wood - Women H



Virginia Reysack - Women I

WOMENS DIVISION - GROUP HF 1992 WORLD

Pos	Name	ST	W	L	R	SP	%
1.	MARTHA WOOD	PA	4	1	63	200	31.50
2.	SUE HARROLD	MI	3	2	96	200	48.00
3.	DEBBIE DAWSON	PA	3	2	82	200	41.00
4.	MILDRED IVESTER	GA	2	3	78	200	39.00
5.	TONYA HIX	VA	2	3	76	200	38.00
6.	MARY LEMASTER	OH	1	4	60	200	30.00

WOMENS DIVISION - GROUP I1 1992 WORLD

Pos	Name	ST	W	L	R	SP	%
1.	LOU PAGE	MS	9.5	1.5	88	440	20.00
2.	RHONDA HERMES	OH	8.5	2.5	104	440	23.64
3.	JANET DUNSMORE	PA	8	3	118	440	26.82
4.	MARYANN LITTLEJOHN	PA	7	4	76	440	17.27
5.	NORIKO SAKAGUCHI	JPN	6	5	77	440	17.50
6.	CARMEN WOZNIAK	WI	6	5	74	440	16.82
7.	EVELYN STRAIN	LA	5	6	78	440	17.73
8.	MARY FLEENOR	OH	5	6	75	440	17.05
9.	DEBORAH KIJEK	IL	4	7	33	440	7.50
10.	MARTHA NEWTON	SD	3	8	76	440	17.27
11.	LINDA PLACE	OH	2	9	51	440	11.59
12.	GINNY MCGREGOR	ONT	2	9	48	440	10.91

WOMENS DIVISION - GROUP I2 1992 WORLD

Pos	Name	ST	W	L	R	SP	%
1.	VIRGINIA REYSACK	IA	9	2	127	440	28.86
2.	WANDA LYONS	OH	9	3	122	480	25.42
3.	JUDY GUILL	OH	8	4	106	480	22.08
4.	LANA FUERST	OH	7.5	3.5	94	440	21.36
5.	LINDA COX	PA	7	4	77	440	17.50
6.	ARDITH KING	OK	6	5	109	440	24.77
7.	JANICE DECKER	WI	5	6	86	440	19.55
8.	NANCY ARGUELLO	NV	4.5	6.5	65	440	14.77
9.	MICHIKO IKEDA	JPN	4	7	60	440	13.64
10.	DOROTHY DRURY	ONT	3	9	96	440	21.82
11.	CINDY MORGAN	OH	2	9	30	240	12.50
12.	DOROTHY CASEY	WV	2	9	28	440	6.36

WOMENS DIVISION - GROUP IF 1992 WORLD

Pos	Name	ST	W	L	R	SP	%
1.	VIRGINIA REYSACK	IA	5	1	76	240	31.67
2.	RHONDA HERMES	OH	4	2	59	240	24.58
3.	JANET DUNSMORE	PA	3	2	59	200	29.50
4.	WANDA LYONS	OH	3	2	43	200	21.50
5.	LOU PAGE	MS	1	4	29	200	14.50
6.	ARDITH KING	OK	0	5	25	200	12.50

Senior Ladies' Division

Championship Prelims
Top 6 Advanced to Finals
Last 6 Formed Class A



Marge Spray - Senior Ladies' Champion

COMBINED GROUPS L1-- THRU L2--

Pos	Name	ST	W	L	R	SP	%
1.	HAZEL McCALL	TX	4	1	161	250	64.40
2.	CARRIE CARPENTER	NY	5	0	160	250	64.00
3.	MARGE SPRAY	FL	5	0	157	250	62.80
4.	BETTY BRANSON	IN	3	2	141	250	56.40
5.	HELEN EAKINS	OH	4	1	139	250	55.60
6.	RUTH HANGEN	NY	1	4	132	250	52.80
7.	CYRENA SRENASKI	WI	2.5	2.5	127	250	50.80
8.	DOROTHY FALK	MI	1	4	127	250	50.80
9.	EVELYN GOSHAW	WI	2	3	125	250	50.00
10.	RUTH KIRK	OH	1.5	3.5	118	250	47.20
11.	EVELYN MOORE	ALTA	1	4	116	250	46.40
12.	IRIS SANDHAM	GA	0	5	106	250	42.40

08-07-1992 07:50:28

SENIOR LADIES DIVISION - CHAMPIONSHIP CLASS 1992 WORLD

1. MARGE SPRAY-FL

OPPONENT'S NAME	SCORE	R	SP	%
1. BETTY BRANSON-IN	40 / 20	28	48	58.3
2. RUTH HANGEN-NY	41 / 11	26	38	68.4
3. HAZEL McCALL-TX	42 / 15	29	42	69.0
4. CARRIE CARPENTER-NY	40 / 18	37	48	77.1
5. HELEN EAKINS-OH	40 / 26	34	54	63.0
6. CARRIE CARPENTER-NY	30 / 42	39	72	54.2
7. HELEN EAKINS-OH	37 / 42	37	60	61.7
8. RUTH HANGEN-NY	41 / 29	38	60	63.3
9. HAZEL McCALL-TX	19 / 40	25	44	56.8
10. BETTY BRANSON-IN	42 / 18	32	48	66.7
11. CARRIE CARPENTER-NY	42 / 23	35	56	60.3

WINS- 8 LOSSES- 3 POINTS - 414 360 572 62.9

2. CARRIE CARPENTER-NY

OPPONENT'S NAME	SCORE	R	SP	%
1. HELEN EAKINS-OH	42 / 26	34	54	63.0
2. BETTY BRANSON-IN	45 / 13	26	36	72.2
3. RUTH HANGEN-NY	40 / 19	37	54	68.5
4. MARGE SPRAY-FL	18 / 40	29	48	60.4
5. HAZEL McCALL-TX	45 / 39	30	56	53.6
6. MARGE SPRAY-FL	42 / 30	44	72	61.1
7. BETTY BRANSON-IN	41 / 21	28	42	66.7
8. HELEN EAKINS-OH	15 / 41	25	42	59.5
9. RUTH HANGEN-NY	15 / 40	22	38	57.9
10. HAZEL McCALL-TX	42 / 8	28	40	70.0
11. MARGE SPRAY-FL	23 / 42	32	58	55.2

WINS- 7 LOSSES- 4 POINTS - 368 335 540 62.0

3. HELEN EAKINS-OH

OPPONENT'S NAME	SCORE	R	SP	%
1. CARRIE CARPENTER-NY	26 / 42	30	54	55.6
2. HAZEL McCALL-TX	36 / 23	27	42	64.3
3. BETTY BRANSON-IN	40 / 17	23	36	63.9
4. RUTH HANGEN-NY	44 / 38	44	64	68.8
5. MARGE SPRAY-FL	28 / 40	30	54	55.6
6. HAZEL McCALL-TX	34 / 40	36	64	56.3
7. MARGE SPRAY-FL	42 / 37	39	60	65.0
8. CARRIE CARPENTER-NY	41 / 15	33	42	78.6
9. BETTY BRANSON-IN	15 / 44	26	58	44.8
10. RUTH HANGEN-NY	40 / 30	29	50	58.0

WINS- 6 LOSSES- 4 POINTS - 346 317 524 60.5

4. HAZEL McCALL-TX

OPPONENT'S NAME	SCORE	R	SP	%
1. RUTH HANGEN-NY	40 / 12	26	40	65.0
2. HELEN EAKINS-OH	23 / 36	23	42	54.8
3. MARGE SPRAY-FL	15 / 42	20	42	47.6
4. BETTY BRANSON-IN	24 / 40	24	50	48.0
5. CARRIE CARPENTER-NY	39 / 45	28	56	50.0
6. HELEN EAKINS-OH	40 / 34	37	64	57.8
7. RUTH HANGEN-NY	27 / 41	27	52	51.9
8. BETTY BRANSON-IN	41 / 28	35	58	60.3
9. MARGE SPRAY-FL	40 / 19	31	44	70.5
10. CARRIE CARPENTER-NY	8 / 42	18	40	45.0

WINS- 4 LOSSES- 6 POINTS - 297 269 488 55.1



Evelyn Moore - Senior Ladies A



Betty Branson - Senior Ladies B



Betty Strasbourg - Senior Ladies C

5. RUTH HANGEN-NY

OPPONENT'S NAME	SCORE	R	SP	%
1. HAZEL McCALL-TX	12 / 40	17	40	42.5
2. MARGE SPRAY-FL	11 / 41	15	38	39.5
3. CARRIE CARPENTER-NY	19 / 40	30	54	55.6
4. HELEN EAKINS-OH	38 / 44	41	64	64.1
5. BETTY BRANSON-IN	42 / 36	22	50	44.0
6. BETTY BRANSON-IN	32 / 45	30	54	55.6
7. HAZEL McCALL-TX	41 / 27	31	52	59.6
8. MARGE SPRAY-FL	29 / 41	34	60	56.7
9. CARRIE CARPENTER-NY	40 / 15	30	38	78.9
10. HELEN EAKINS-OH	30 / 40	23	50	46.0

WINS- 3 LOSSES- 7 POINTS - 294 273 500 54.6

6. BETTY BRANSON-IN

OPPONENT'S NAME	SCORE	R	SP	%
1. MARGE SPRAY-FL	20 / 40	23	48	47.9
2. CARRIE CARPENTER-NY	13 / 45	16	36	44.4
3. HELEN EAKINS-OH	17 / 40	16	36	44.4
4. HAZEL McCALL-TX	40 / 24	29	50	58.0
5. RUTH HANGEN-NY	36 / 42	21	50	42.0
6. RUTH HANGEN-NY	45 / 32	33	54	61.1
7. CARRIE CARPENTER-NY	21 / 41	21	42	50.0
8. HAZEL McCALL-TX	28 / 41	32	58	55.2
9. HELEN EAKINS-OH	44 / 15	34	58	58.6
10. MARGE SPRAY-FL	18 / 42	25	48	52.1

WINS- 3 LOSSES- 7 POINTS - 282 250 480 52.1

SENIOR LADIES DIVISION - CHAMPIONSHIP CLASS 1992 WORLD

Pos	Name	ST	W	L	R	SP	%
1.	MARGE SPRAY	FL	8	3	360	572	62.94
2.	CARRIE CARPENTER	NY	7	4	335	540	62.04
3.	HELEN EAKINS	OH	6	4	317	524	60.50
4.	HAZEL McCALL	TX	4	6	269	488	55.12
5.	RUTH HANGEN	NY	3	7	273	500	54.60
6.	BETTY BRANSON	IN	3	7	250	480	52.08

SENIOR LADIES DIVISION - GROUP A 1992 WORLD

Pos	Name	ST	W	L	R	SP	%
1.	EVELYN MOORE	ALTA	8	2	217	400	54.25
2.	DOROTHY FALK	MI	7	3	230	400	57.50
3.	CYRENA SRENASKI	WI	7	3	215	400	53.75
4.	IRIS SANDHAM	GA	4	6	182	400	45.50
5.	EVELYN GOSHAW	WI	3	7	182	400	45.50
6.	JEANNE GIBBONS	CA	1	9	83	240	34.58

SENIOR LADIES DIVISION - GROUP B 1992 WORLD

Pos	Name	ST	W	L	R	SP	%
1.	BETTY BRANSON	IN	9	1	200	400	50.00
2.	EVELYN GOSHAW	WI	8	2	187	400	46.75
3.	JEANNE GIBBONS	CA	5	5	179	400	44.75
4.	LUCY CAMERON	ALTA	5	5	157	400	39.25
5.	CARLA McFARLANE	WI	3	7	141	400	35.25
6.	GENEVIEVE LAVETT	CA	0	10	92	400	23.00

SENIOR LADIES DIVISION - GROUP C 1992 WORLD

Pos	Name	ST	W	L	R	SP	%
1.	BETTY STRASBOURG	MO	9	1	124	400	31.00
2.	JULIA EWING	ALTA	7	3	129	400	32.25
3.	EDITH ZOGLMAN	CA	5	5	108	400	27.00
4.	LEONA AULT	OH	4	6	117	400	29.25
5.	MARGARET WILKINSON	NY	4	6	117	400	29.25
6.	ROSE KUBAL	ID	1	9	64	400	16.00



Celeste Polak - Junior Girls Champion

Junior Girls' Division

Championship Prelims
Top 6 Advanced to Finals
Last 6 Formed Class A

COMBINED GROUPS G1-- THRU G2--

Pos	Name	ST	W	L	R	SP	%
1.	CELESTE POLAK	TX	5	0	188	250	75.20
2.	ANNIE COTE	QUE	5	0	170	250	68.00
3.	CRYSTAL CURTIS	ALTA	4	1	152	250	60.80
4.	ROBBI HEMPFLING	IN	3	2	134	250	53.60
5.	HEIDI STERNBERG	WI	3	2	131	250	52.40
6.	CHRISTY PARTRIDGE	ONT	2	3	131	250	52.40
7.	JULIE WALTERS	OH	3	2	123	250	49.20
8.	TONYA KUTSCH	ONT	2	3	117	250	46.80
9.	TIFFANY GAGE	MN	1	4	111	250	44.40
10.	HEATHER STERNBERG	WI	0	5	100	250	40.00
11.	BECKY KEMPER	KY	2	3	99	250	39.60
12.	MISSA ROSIVAL	MN	0	5	84	250	33.60

JUNIOR GIRLS DIVISION - CHAMPIONSHIP CLASS 1992 WORLD

1.	CELESTE POLAK	TX	9	1	291	368	79.08
2.	ANNIE COTE	QUE	8	2	292	406	71.92
3.	CRYSTAL CURTIS	ALTA	6	4	252	432	58.33
4.	HEIDI STERNBERG	WI	3	7	285	506	56.32
5.	ROBBI HEMPFLING	IN	3	7	194	394	49.24
6.	CHRISTY PARTRIDGE	ONT	1	9	177	398	44.47

JUNIOR GIRLS DIVISION - CHAMPIONSHIP CLASS 1992 WORLD

1. CELESTE POLAK-TX								2. ANNIE COTE-QUE							
OPPONENT'S NAME	SCORE	R	SP	%	OPPONENT'S NAME	SCORE	R	SP	%						
1. CHRISTY PARTRIDGE-ONT	45 / 10	33	42	78.6	1. HEIDI STERNBERG-WI	35 / 42	37	62	59.7						
2. HEIDI STERNBERG-WI	43 / 12	25	30	83.3	2. ROBBI HEMPFLING-IN	41 / 22	27	36	71.1						
3. CRYSTAL CURTIS-ALTA	40 / 6	35	40	87.5	3. CHRISTY PARTRIDGE-ONT	40 / 4	21	26	80.8						
4. ROBBI HEMPFLING-IN	42 / 5	28	34	82.4	4. CRYSTAL CURTIS-ALTA	40 / 9	30	44	68.2						
5. ANNIE COTE-QUE	40 / 3	27	34	79.4	5. CELESTE POLAK-TX	3 / 40	15	34	44.1						
6. HEIDI STERNBERG-WI	40 / 23	34	44	77.3	6. CRYSTAL CURTIS-ALTA	40 / 1	27	30	90.0						
7. CHRISTY PARTRIDGE-ONT	42 / 9	22	28	78.6	7. ROBBI HEMPFLING-IN	42 / 6	30	38	78.9						
8. ROBBI HEMPFLING-IN	40 / 7	22	26	84.6	8. HEIDI STERNBERG-WI	43 / 13	46	56	82.1						
9. CRYSTAL CURTIS-ALTA	40 / 10	29	38	76.3	9. CHRISTY PARTRIDGE-ONT	40 / 4	19	26	73.1						
10. ANNIE COTE-QUE	29 / 40	36	52	69.2	10. CELESTE POLAK-TX	40 / 29	40	52	76.9						

WINS- 9 LOSSES- 1 POINTS - 401 291 368 79.1

WINS- 8 LOSSES- 2 POINTS - 364 292 406 71.9

3. CRYSTAL CURTIS-ALTA

OPPONENT'S NAME	SCORE	R	SP	%
1. ROBBI HEMPFLING-IN	40 / 6	16	26	61.5
2. CHRISTY PARTRIDGE-ONT	41 / 15	27	46	58.7
3. CELESTE POLAK-TX	6 / 40	24	40	60.0
4. ANNIE COTE-QUE	9 / 40	21	44	47.7
5. HEIDI STERNBERG-WI	40 / 26	30	50	60.0
6. ANNIE COTE-QUE	1 / 40	14	30	46.7
7. HEIDI STERNBERG-WI	40 / 34	41	68	60.3
8. CHRISTY PARTRIDGE-ONT	43 / 4	25	40	62.5
9. CELESTE POLAK-TX	10 / 40	20	38	52.6
10. ROBBI HEMPFLING-IN	42 / 27	34	50	68.0

WINS- 6 LOSSES- 4 POINTS - 272 252 432 58.3

4. HEIDI STERNBERG-WI

OPPONENT'S NAME	SCORE	R	SP	%
1. ANNIE COTE-QUE	42 / 35	41	62	66.1
2. CELESTE POLAK-TX	12 / 43	15	30	50.0
3. ROBBI HEMPFLING-IN	35 / 41	24	60	40.0
4. CHRISTY PARTRIDGE-ONT	42 / 31	32	56	57.1
5. CRYSTAL CURTIS-ALTA	26 / 40	24	50	48.0
6. CELESTE POLAK-TX	23 / 40	28	44	63.6
7. CRYSTAL CURTIS-ALTA	34 / 40	38	68	55.9
8. ANNIE COTE-QUE	13 / 43	37	56	66.1
9. ROBBI HEMPFLING-IN	12 / 40	16	34	47.1
10. CHRISTY PARTRIDGE-ONT	43 / 24	30	46	65.2

WINS- 3 LOSSES- 7 POINTS - 282 285 506 56.3

5.ROBBI HEMPFLING-IN


OPPONENT'S NAME	SCORE	R	SP	%
1.CRYSTAL CURTIS-ALTA	6 / 40	6	26	23.1
2.ANNIE COTE-QUE	22 / 41	21	38	55.3
3.HEIDI STERNBERG-WI	41 / 35	26	60	43.3
4.CELESTE POLAK-TX	5 / 42	16	34	47.1
5.CHRISTY PARTRIDGE-ONT	40 / 30	24	48	50.0
6.CHRISTY PARTRIDGE-ONT	8 / 40	17	40	42.5
7.ANNIE COTE-QUE	6 / 42	18	36	47.4
8.CELESTE POLAK-TX	7 / 40	11	26	42.3
9.HEIDI STERNBERG-WI	40 / 12	24	34	70.6
10.CRYSTAL CURTIS-ALTA	27 / 42	31	50	62.0

WINS- 3 LOSSES- 7 POINTS - 202 194 394 49.2

6.CHRISTY PARTRIDGE-ONT

OPPONENT'S NAME	SCORE	R	SP	%
1.CELESTE POLAK-TX	10 / 45	20	42	47.6
2.CRYSTAL CURTIS-ALTA	15 / 41	20	46	43.5
3.ANNIE COTE-QUE	4 / 40	9	26	34.6
4.HEIDI STERNBERG-WI	31 / 42	29	56	51.8
5.ROBBI HEMPFLING-IN	30 / 40	20	48	41.7
6.ROBBI HEMPFLING-IN	40 / 8	26	40	65.0
7.CELESTE POLAK-TX	9 / 42	11	28	39.3
8.CRYSTAL CURTIS-ALTA	4 / 43	12	40	30.0
9.ANNIE COTE-QUE	4 / 40	6	26	23.1
10.HEIDI STERNBERG-WI	24 / 43	24	46	52.2

WINS- 1 LOSSES- 9 POINTS - 171 177 398 44.5



Tiffany Gage - Junior Girls A



Heather Sternberg - Junior Girls B



Natalie Barris - Junior Girls D

(Michelle Newton - Junior Girls C no photo available.)

JUNIOR GIRLS DIVISION - GROUP A 1992 WORLD

Pos	Name	ST	W	L	R	SP	%
1.	TIFFANY GAGE	MN	10	0	216	400	54.00
2.	TONYA KUTSCH	ONT	6	4	206	400	51.50
3.	JULIE WALTERS	OH	6	4	180	400	45.00
4.	HEATHER STERNBERG	WI	5	5	181	400	45.25
5.	BECKY KEMPER	KY	2	8	82	200	41.00
6.	MISSA ROSIVAL	MN	1	9	105	400	26.25

JUNIOR GIRLS DIVISION - GROUP B 1992 WORLD

Pos	Name	ST	W	L	R	SP	%
1.	HEATHER STERNBERG	WI	10	1	190	440	43.18
2.	PENNY STEINKE	WI	9	2	184	440	41.82
3.	TERI HANSON	NE	5	5	135	400	33.75
4.	JEANNA ROCHA	MN	2.5	7.5	94	400	23.50
5.	CAROLYN NEEB	ONT	2.5	7.5	81	400	20.25
6.	JESSICA DUNN	MN	2	8	109	400	27.25

JUNIOR GIRLS DIVISION - GROUP C 1992 WORLD

Pos	Name	ST	W	L	R	SP	%
1.	MICHELLE NEWTON	SD	10	0	108	400	27.00
2.	KATHY KUTSCH	ONT	8	2	76	400	19.00
3.	LUIGIA SANDERS	OH	5	5	47	400	11.75
4.	LISA LEETHAM	ONT	4	6	38	400	9.50
5.	KARA HIX	VA	3	7	25	400	6.25
6.	PACER		0	10	0	0	0.00

JUNIOR GIRLS DIVISION - GROUP D 1992 WORLD

Pos	Name	ST	W	L	R	SP	%
1.	NATALIE BARRIS	LA	10	0	138	400	34.50
2.	RACHAEL KING	OK	7	3	20	400	5.00
3.	STACY SANDERS	OH	6	4	27	400	6.75
4.	TESA TURNER	KS	4	6	20	400	5.00
5.	REBECCA KING	OK	3	7	10	400	2.50
6.	CHARLENE HIX	VA	0	10	5	400	1.25

Edward A. Domey/National Buyer

NHPA Game Related Sales

P.O. Box 298 • Sutton, MA 01590 • (508) 865-9477

NATIONAL HORSESHOE PITCHERS ASSOC.

16 Harback Rd., Sutton, MA 01590

(508) 865-9477

DATE _____ 19____

THIS CERTIFICATE ENTITLES _____

TO MERCHANDISE
VALUED AT _____

DOLLARS

\$

PRESENTED BY _____

AUTHORIZED SIGNATURE

Gift Certificate

Gift Certificates Now Available Through All Distributors

NHPA GAME RELATED SALES DISTRIBUTORS

DENNIS OHMS

777 W. Midvalley Road
Cedar City, Utah 84720
(801) 586-9352

HORSESHOE PRO SHOP

1240 S. 17th St.
Columbus, Ohio 43206
(614) 444-2127

WILLIAM SMITH

1175 Stewart Drive
Dunedin, Florida 34698
(813) 736-5556

CURLY SEIBOLD

1043 Grayston Avenue
Huntington, IN 46750
(219) 356-3489

WALLY SHIPLEY

2646 Basswood Street
Newport Beach, California 92660
(714) 760-3658

**Contact a Distributor near you for the products shown
in this ad and many other Game Related Items
available from NHPA Game Related Sales.**

Support your National Horseshoe Pitchers Association

NATIONAL HORSESHOE PITCHERS ASSN.
Box 7927, Columbus, OH 43207-7927

BULK RATE
U.S. POSTAGE
PAID
PERMIT NO. 80
GRASS VALLEY, CA

ADDRESS CORRECTION REQUESTED
FORWARDING/RETURN POSTAGE
GUARANTEED

04/01/95
CASEY G SLUYS+
1721 SAN RAMON WAY
SANTA ROSA CA 95409



The American
**TOURNAMENT
SHOE**

LOCKS IN RINGERS!

- Scientifically designed ringer breaker helps rotate shoe to lock in ringers.
- Finger positioner for throwing comfort.
- Heel caulks with more forged steel for better balance.
- Longer hooks to grab the stake better.
- EXCLUSIVE new high-tech powder coat finish for better resistance to chipping, abrasion, corrosion and weathering.
- Classic gold and silver in full outfits (four shoes and two solid-steel stakes) or four shoes only.
- Call or write today! (508) 853-8010

*World's Largest Producer of Drop-Forged,
Steel Pitching Horseshoes.*

 **St. Pierre**
MANUFACTURING CORPORATION

317 East Mountain Street
Worcester, MA 01606



NHPA
APPROVED